

ENR THE TOP 600

Overview p. 2 // Specialties Analysis p. 2 // Profitability p. 2 // New Contracts p. 2 // Market Analysis p. 3 // Top 600 Total Revenue, 2003-2012 p. 3 // VEC Inc. Takes BIM Underground p. 4 // Top 600 Dialogue p. 5 // Refining BP's Refinery p. 6 // Top 50 Electrical Firms p. 7 // Top 50 Mechanical Firms p. 8 // Top 20 Masonry Firms p. 9 // Top 20 Concrete Firms p. 9 // Top 20 Wall and Ceiling Firms p. 9 // Top 20 Utility Firms p. 9 // Top 20 Glazing and Curtain-Wall Firms p. 10 // Top 20 Painting Firms p. 10 // Top 20 Excavation and Foundation Firms p. 10 // Top 20 Roofing Firms p. 10 // Top 20 Demolition and Wrecking Firms p. 11 // Top 20 Asbestos-Abatement Firms p. 11 // Top 20 Sheet-Metal Firms p. 11 // Top 20 Steel Erection Firms p. 11 // BakerTriangle Steps Up p. 12 // Top 600 Specialty Contractors List p. 13 // Where To Find the Top 600 p. 25

HEAVY LIFT

Barnhart Crane & Rigging Co. uses a Demag CC 1800 to lift a new diesel hydro-treater into place at a refinery in the Northwest.



PHOTO CREDIT: BARNHART CRANE & RIGGING CO.

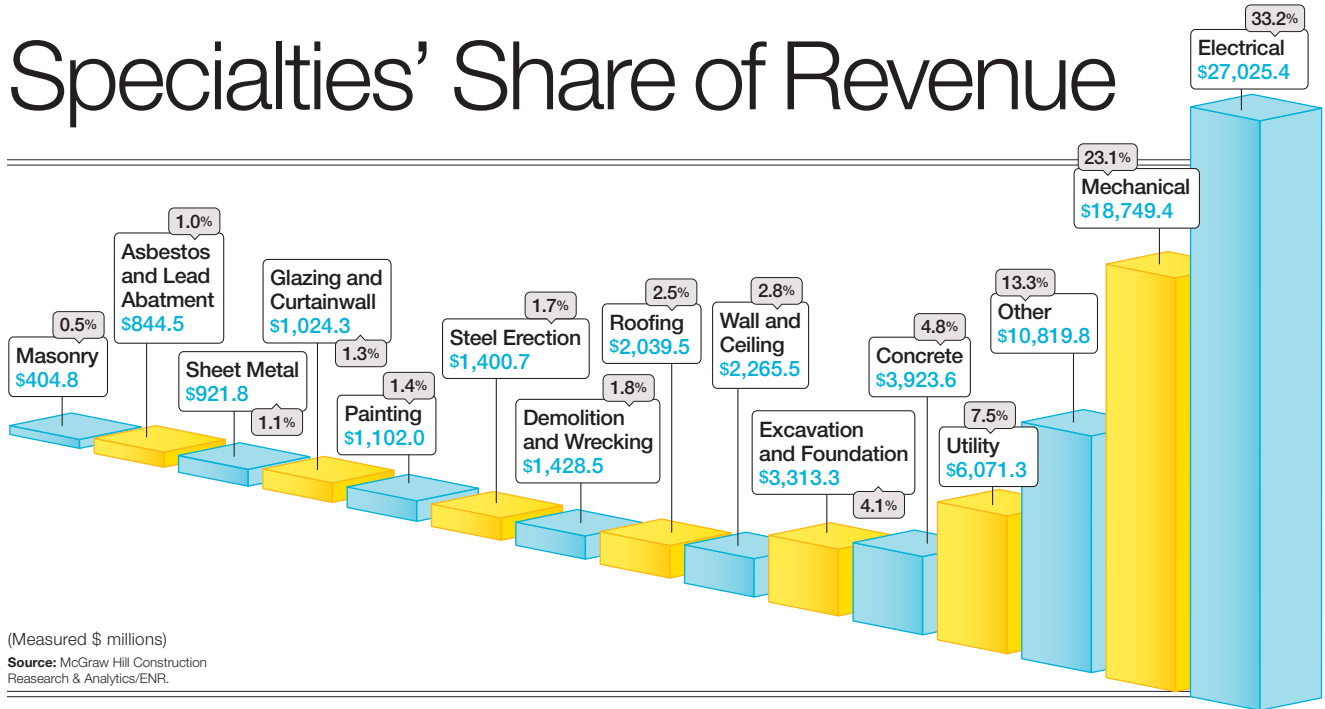
NUMBER 4/5

Uncertainty Clouds Recovery

Specialty contractors finally see signs of growth in their markets but worry politics may derail the recovery By Gary J. Tulacz



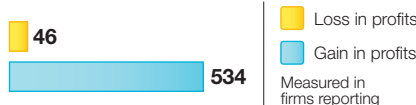
Specialties' Share of Revenue



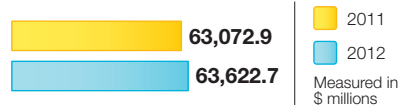
(Measured \$ millions)

Source: McGraw Hill Construction Research & Analytics/ENR.

The Top 600 Specialty Contractors' Profitability



The Top 600 Specialty Contractors' New Contracts



Source: McGraw Hill Construction Research & Analytics/ENR.

Just when you thought you were in the clear, they pull you back in—this is how many specialty contractors and subcontractors are feeling. Just as key markets were picking up and firms were thinking of the recession as a memory, October hit, ushering in federal budget battles, debt-limit standoffs, political gridlock and more regulatory uncertainty, giving clients pause. Specialty contractors can only speculate on how the markets, and their businesses, will fare during what has come to be called the silly season in Congress.

Still, signs of a market turnaround are evident for many large firms. Revenues are up, and, generally, markets are returning to health. This upswing can be seen in the results of this year's ENR Top 600 Specialty Contractors list. As a group, the Top 600 cleared revenue of \$81.33 billion in 2012, up 12.7% from \$72.14 billion in 2011. However, last year's revenue is still down 6.6% from 2008's mark of \$87.07 billion.

Another positive sign for large specialty contractors is that, of the 519 firms on the list this year that also completed surveys last year, 348 (67.1%) had revenue increases from 2011 to 2012, while only 32.2% saw lower revenue in 2012. This is comparable to last year, when 66.6% of the Top 600 firms had increased revenue in 2011 from 2010, while, coincidentally, 32.2% had revenue declines.

The federal shutdown of Oct. 1 gave many specialty



"I have been somewhat bearish when it comes to predicting a recovery, but I now think the market will finally turn around in 2014."

Anthony Guzzi, CEO, EMCOR Group

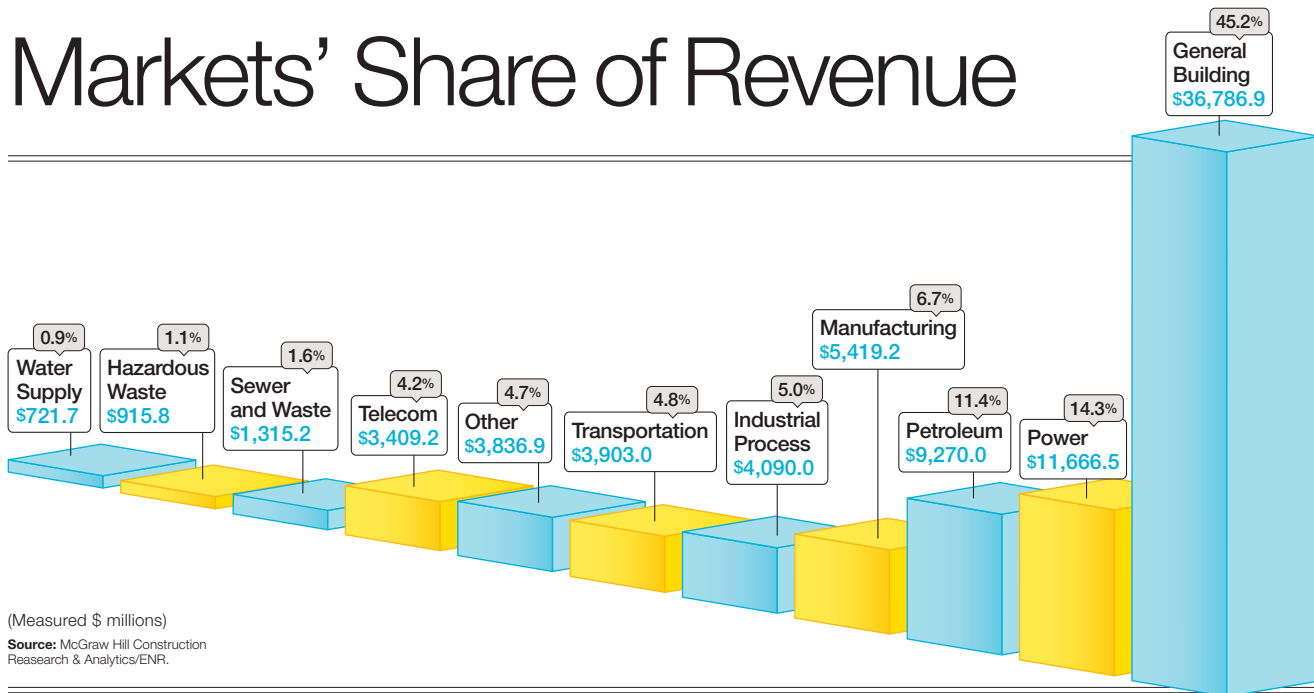
contractors cause for concern. Most say they have not felt any immediate impact. "The only effect is the shutdown of E-Verifying of new employees. We cannot access the site as it is closed," says James R. Verner Jr., CEO of Acousti Engineering Co. of Florida.

However, firms with extensive federal contracts have felt the impact. "Non-essential contract employees have been furloughed. Security-clearance process centers are closed, adding even more time to the clearance process. Several contracts have been issued stop-work orders," says Mark Crockett, vice president and co-owner of Crockett Facilities Services.

In the longer term, some specialty contractors fear that non-federal projects may be affected by a prolonged shutdown. "Shutdown by the government or debt-ceiling deadlock could be catastrophic to federal contractors, specifically, and the economy [as a] whole," says Dean Hoover, COO of Koontz Electric Co. "I can see, in the long term, the stopping of federal permits and license approval will stop or slow privately funded projects," adds Grady Saucier, senior vice president of MMR Group.

Some specialty contractors worry about the political gridlock in Washington. The prospect of a long-term budget fight is "shaking confidence in businesses that are willing to spend money. [They] may delay their work if they are concerned it may have an impact

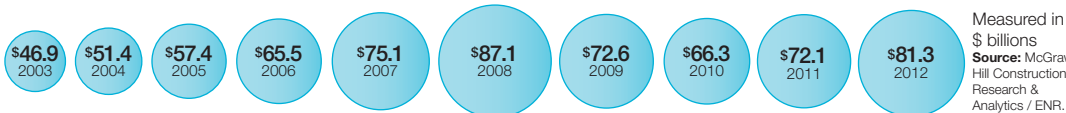
Markets' Share of Revenue



(Measured \$ millions)

Source: McGraw Hill Construction Research & Analytics/ENR.

Comparing the Past Decade's Specialty Contractor Revenue



Measured in \$ billions
Source: McGraw Hill Construction Research & Analytics / ENR.

on their business,” says Clayton Scharff, CEO of Sachs Electric Co. “Any long-term shutdown will have an impact on our economy as a whole, given its already fragile recovery,” adds Dave Reginelli, CFO for TectaAmerica Corp.

Subcontractor frustrations over the stalemate in Washington are summed up by Jeff VanderLaan, CEO of Kent Cos. “As leaders in the construction industry, we’re charged with building the structures that our communities need to grow over the long run. It’s time for Congress to take a more constructive approach to building our future, as well,” he says.

Growing Market

Despite the impact of the government shutdown on the U.S. economy and the construction market, most specialty contractors and subcontractors have seen a general increase in their markets. “Things are looking better, with the market up 5% to 8%,” says John Grau, CEO of the National Electrical Contractors Association (NECA), Bethesda, Md. But, he says, “Some of our members are beginning to see an impact from federal sequestration, with some projects being delayed.”

Many specialty contractors believe the market will continue to recover over the long term. “The [American Institute of Architects] monthly Architectural Billing Index has been up for the last 11 months, and we

519

Firms on the list that sent in a survey in 2012

67.1%

Firms that increased revenue in 2012 from 2011

32.2%

Firms that had lower revenue in 2012 than in 2011

are beginning to see our proposal pipeline pick up a lot,” says Charles Bacon, CEO of Limbach Facility Services. He says, for Limbach, proposals are up 96% over this time last year.

Many specialty contractors think things are getting better but say the recovery would be more robust if federal policies were more certain. “If we could get a coherent policy out of Washington, the economy would be growing at double the rate it is now,” says Anthony Guzzi, CEO of EMCOR Group.

However, Guzzi is optimistic about the market. “The fundamentals are there. It is not just that we have a lot of pent-up demand and cheap gas. We also have cheap money, even with interest rates slowly moving up,” he says. “I have been somewhat bearish when it comes to predicting a recovery, but I now think the market will finally turn around in 2014.”

Guzzi has reason to be bullish. EMCOR on July 29 closed on its \$455-million cash acquisition of Repcon-Strickland Inc., a LaPorte, Texas-based refinery turnaround-maintenance and industrial-service contractor. “We were already in the industrial services market with the acquisition of Ohmstede Ltd. in 2007, but this acquisition now makes us the biggest turnaround contractor on the Gulf Coast.”

The industrial-and-petroleum market has taken off. Upstream companies are producing record quantities

of gas and oil, while midstream companies are expanding as fast as they can to deliver the gas and oil to the downstream businesses. And the downstream companies are building facilities to expeditiously deliver products to the market. For example, on Oct. 3, Chevron Phillips Chemical Co. gave the go-ahead to build a 1.5-million-metric-ton/year ethane cracker in Baytown, Texas, and two new polyethylene plants in Old Ocean, Texas. The cost of the projects is \$6 billion.

Many specialty contractors have benefited from the oil-and-gas boom. “We have been in the oil-and-gas business since 2003. We are now becoming heavily involved with the shale midstream build-out. This is a niche market, and like all niche markets, it requires a lot of education—technical, safety and social,” says Chris Jaskiewicz, president of VEC Inc.

Few firms have benefited from the oil-and-gas boom more than MMR Group. It doubled its 2011 revenue in 2012 thanks in part to its work on the Kearl oil-sands project, north of Fort McMurray, Canada, and the upgrade of the Valero refinery in St. Charles, La. “We have a perfect storm of low gas prices and high crude prices, which is a boon for the chemical businesses that use natural gas as a feed stock and for the oil companies that have oil reserves. MMR happens to be in a business that provides services across this spectrum,” says Saucier.

Another contractor that has boosted its revenue is Quanta Services Inc. Part of the reason for its rapid growth was the 2010 acquisition of Valard Construction, Edmonton, one of Canada’s largest power-line contractors. Valard recently won a 310-mile, 500-kV high-voltage direct-current transmission line between Edmonton and Calgary for ATCO Electric.

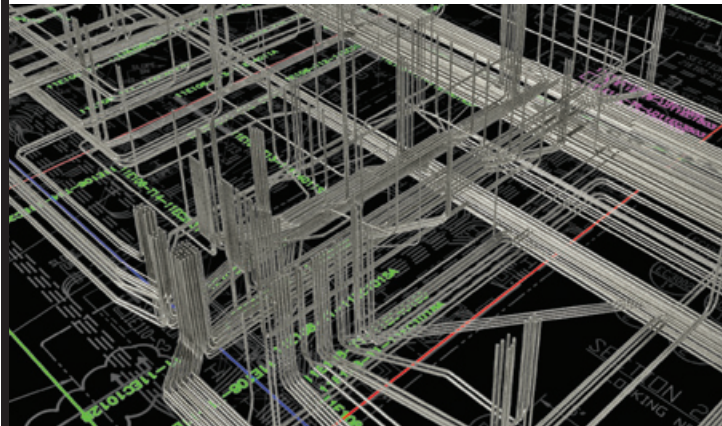
Quanta CEO James F. O’Neil says utilities increasingly are focusing on very large transmission and distribution programs, requiring large contractors. “Many of our customers are pursuing larger, increasingly complex capital infrastructure programs that require an equally complex contractor response. These customers are looking for a partner with the financial and technical resources to reduce the risks associated with these major projects,” he says.

O’Neil says an example of this trend is the Texas Competitive Renewable Energy Zones transmission projects, which involve 10 developers contracting for construction of 2,400 miles of transmission line. These projects have placed a lot of demand on the region’s labor pool over the past few years. Quanta fielded more than 1,000 employees under four different developers to construct approximately 1,000 miles of line and five substations, O’Neil says.

Not all specialty contractors work in bull markets,

Building Information Modeling

VEC Takes BIM Underground



VEC Inc. (No. 182) worked on this building information model schematic for part of 300,000 ft of an underground concrete-embedded conduit system for the new Vallourec state-of-the-art pipe mill in Youngstown, Ohio.



“Things are looking better, with the market up 5% to 8%. But some of our members are beginning to see an impact from federal sequestration, with some projects being delayed.”

John Grau, CEO,
National
Electrical
Contractors
Association

and they are using new strategies to expand their reach. For example, Southland Industries has been a mechanical contractor focused on design-build in the general building market, which has taken a hit since the downturn. “We used to respond to projects that were going design-build, but now we are becoming more proactive,” says Ted Lynch, Southland’s CEO.

Southland recently created Southland Engineering, using the parent firm’s engineering capacity to provide stand-alone engineering services in the mechanical market. Lynch says this subsidiary provides a leg up in competing for design-build mechanical jobs and allows the firm to joint-venture on jobs outside its traditional geographic markets. “For example, we are partnering with John W. Danforth Co. on a mixed-use project in Buffalo, N.Y., where they provide the contracting and we provide the engineering and system support,” Lynch says.

Still Scrambling

The larger subcontractors have managed to weather the weak market fairly well over the past five years. Every year, industry executives predict a major shake-out in the market, with firms expected to close shop or file for bankruptcy. Beyond a few failures, however, that has not been the case.

However, many specialty contractors say they see contractors scrambling to take any work at any price. “We have seen, since the beginning of the recession, a continuous influx of contractors that normally would

The Top 600 Dialogue

How are your company's relationships with general contractors, suppliers and owners?



JAMES R. VERNER JR., CEO
ACOUSTI ENGINEERING CO. OF FLA.
Orlando, Fla.



The GCs for these past several years have acted like construction is up for sale, going through about every low-ball jackass in the stable. As an old friend says, "Son, you don't buy a jackass to run in the Kentucky Derby."



DAVE CRUMRINE, PRESIDENT
INTERSTATES CONSTRUCTION SERV.
Sioux Center, Iowa



We see a divide between GCs and CMs. One group understands the value-creating potential of working as a true team. The other pursues the lowest number from about anyone and will "enforce the contract" to slug out the job.



CHRIS JASKIEWICZ, PRESIDENT
VEC INC.
Girard, Ohio



We have an approved list of general contractors for whom we are willing to work. We approve and assess general contractors in the same way that we approve our own subcontractors.



CLAYTON SCHARFF, CEO
SACHS ELECTRIC CO.
St. Louis



Some [owners are] shifting financing to the contractors and subs with longer and slower payment terms. As the market improves, these owners will be the first ones to find it hard to attract contractors and subcontractors to bid.



STEVE BAKER, CEO
BAKERTRIANGLE
Dallas



I see more GCs becoming our competitors, convincing the owners that by self-performing drywall they can drive the schedule with the GC doing it on a fee basis. The owners haven't figured it out yet that it's costing them more.

What are your company's strategies for succeeding in an uncertain market?



BOBBY L. ALLFREY, COO
M&D MECHANICAL CONTRACTORS
Decatur, Ala.



You have to keep investing in the latest technology to improve both quality and productivity. It not only takes a lot of money ... but a lot of experience to realize what is good and what is not a good investment.



TIMOTHY M. DUNLAP, PRESIDENT
CENTIMARK CORP.
Canonsburg, Pa.



MyCentiMark.com, an online proprietary database, has allowed our customers to track their repair work and build both long-term operating and capital budgets. We also cross-sell additional services to our customers.



DARRELL GOSSETT, PRESIDENT
ERMCO
Indianapolis



We have worked on a number of joint ventures throughout the years, and this experience has helped us to expand our company. We are currently working with joint-venture partners in New Mexico, California, Ohio and New York.



TED LYNCH, CEO
SOUTHLAND INDUSTRIES
Garden Grove, Calif.



We began a transformation this year at Southland Industries to take advantage of the company's expertise in engineering and energy services, [launching] Southland Engineering and Southland Energy to meet market demand.



CHARLES BACON, CEO
LIMBACH FACILITY SERVICES LLC
Pittsburgh



We developed planning and modeling simulation software that allows us to go from design directly into fabrication, allowing a lot more prefabrication and cutting engineering, estimating and planning costs.

not bid on our type of work. These contractors are continuously entering and exiting our market,” says Dave Eveland, CFO of Southern Contracting Co.

Eveland says many new competitors underbid in the hope of making up revenue on change orders and technical claims. He worries that future industry professionals will see this as an accepted business practice. “Our strategy to survive in this long-term recession has been to stay consistent in our estimating and construction methodology,” he says.

The strain of weak markets and tight margins are beginning to take their toll. “Our specialty trade of curtain-wall contractors saw an impact during the downturn in our industry as [several of those large] contractors exited the market,” says Brad Austin, president of Harmon. He says this shakeout has increased opportunities for those firms that are still in the market. But he is seeing more onerous contractual provisions on projects going forward.

Many contractors have decided the way to succeed is to be careful about the projects they bid on. “Many concrete contractors are fighting to survive after downturns in the construction industry. Our survival began with an important question: Why fight the price wars? Low price isn’t a winning strategy for the long run,” says Vanderlaan of Kent Cos.

For most contractors, the key to success is to avoid bad work and bad contracts. “Our competitive strategy not only involves smart decision-making. It also involves the restraint to say no to certain opportunities,” says John Boncher, CEO of Cupertino Electric. He says it is easy to be blinded by the excitement of winning projects instead of focusing on whether the particular opportunity is a good fit from a strategic, customer or financial perspective.

Further, contractors say they have to be wise about pricing, selling value and being careful about who they work for. “If price is the only attribute that is considered, then we will all lose. It comes down to value,” says Jeff Latture, senior vice president of Barnhart Crane & Rigging. He says contracts have become more difficult to manage, and the drive to recover losses on underbid work means more “end of contract” disputes or even failure to pay. “For us, it has meant that we have chosen to prequalify our markets and customers to avoid non-payment or default.”

Many contractors are being proactive with their pricing strategies. “Best Contracting [Services] has involved its operation team in the pre-bid process,” says COO Bob Mars. He says project managers and field superintendents are involved in developing the final bid price. “Their involvement has been critical to getting buy-in on productivity rates and actually meet-

Petroleum

Refining BP’s Refinery



Sachs Electric Co. (No. 66) and Sargent Electric Co. (No. 79) joint-ventured to do the electrical installation, power, controls and other work on the BP Whiting Refinery Modernization project in Whiting, Ind.



“Many of our customers are pursuing larger, increasingly complex capital infrastructure programs [and] are looking for a partner with the financial and technical resources to reduce the risks.”

James F. O’Neil,
CEO, Quanta
Services Inc.

ing those productivity rates once a contract is awarded.”

But some contractors are seeing a break in the low-bid mentality. “We are seeing clients looking for both the technical capability and workforce capacity to do projects, rather than letting everyone bid that is interested,” says Dave Crumrine, president of Interstates Construction Services. He says customers still are getting competitive bids, but they also are getting the value they seek. “Clients are becoming much more interested and skilled in doing this kind of evaluation,” he says.

Subcontractor as Designer

The growing use of building information modeling and other design and communication tools has helped specialty contractors to improve efficiency. “BIM continues to have a significant impact on the construction process. MEP contractors are now being engaged during the design phase to produce full BIM models as the design is being advanced from schematic design to completed construction drawings,” says Keith Bush, senior vice president of The Truland Group.

Bush says design responsibilities put pressure on electrical and other contractors that are scheduled to work later in the process. “We have to vigilantly monitor the progress of the trades ahead of us and have mitigation strategies in case our installation window is compressed.”

The biggest trend for mechanical and electrical

contractors is the “increasing demand for integrated engineering design—MEP, particularly—coupled to long-term reliability, maintainability and availability,” says Bill Dean, CEO of M.C. Dean Inc. He says integrated engineering design is placing increased demands on firms to be adept at machine-to-machine communications across diverse platforms.

A problem with BIM is that design responsibilities increasingly are being shifted to subcontractors. “Too many projects we see today reflect a hurry-up methodology, with the engineering being incomplete,” says Bobby L. Allfrey, COO of M&D Mechanical Contractors. “This ends up with the tail wagging the dog and is a real burden to the contractor team.”

Another problem with the growing use of BIM is the ability of the team to act as a team. A general contractor’s or construction manager’s leadership “is very important in leading a team of specialty contractors to execute in these now-proven ways and find success on the job,” says Crumrine. He says that a weak GC can pull the whole team down. “If a GC/CM can’t provide quality leadership and coordination for the job, they are lacking a true value proposition.”



“There are some big merit-shop contractors out there. We have to show that [union contractors] have the skills and experience to justify our bids.”

J. Robert Mann,
Chairman, E-J
Electric
Installation

Labor Shortages

As the market continues to improve, specialty contractors are worrying, once again, about whether there will be enough skilled craft workers to do the jobs available. “I see labor shortages coming in the next two to three years,” says Guzzi of EMCOR. He says the Gulf Coast and parts of the Southeast already are experiencing shortages, and the Northeast and Midwest may soon follow.

Guzzi says EMCOR is using design and communications technology to use more off-site prefabrication and have parts ready before the service trucks arrive for pickup. “In the past few years, our revenue has grown 35%, but our workforce is up only 10%, so we are making the right moves,” he says.

The boom in oil and gas projects in the Southeast is making the need for new craft labor critical. “With the influx of an estimated \$60 billion in new construction projects coming to the Gulf Coast and Southeast over the next few years, the need for craft labor is imperative to the success of this industry,” says Saucier of MMR. “Most of the pressure on labor in Texas has been the oil and gas fields pulling tradesmen from con-

THE TOP 50 FIRMS IN ELECTRICAL

RANK	RANK	FIRM	(\$ MIL.)	% CHANGE	RANK	RANK	FIRM	(\$ MIL.)	% CHANGE
2013	2012		2012 REV.	'11-'12	2013	2012		2012 REV.	'11-'12
1	1	QUANTA SERVICES INC.	4,209.3	+39	26	32	HUNT ELECTRIC CORP.	243.9	+33
2	2	EMCOR GROUP INC.	2,286.8	+70	27	37	SACHS ELECTRIC CO.	221.9	+40
3	4	MYR GROUP INC.	999.0	+28	28	29	DAVIS H. ELLIOT CO. INC.	213.1	+12
4	3	ROSENDIN ELECTRIC	887.0	+9	29	31	HATZEL & BUEHLER INC.	206.5	+12
5	14	MMR GROUP INC.	712.0	+132	30	25	ISC	206.0	-12
6	5	M.C. DEAN INC.	590.1	-15	31	**	SARGENT ELECTRIC CO.	203.7	NA
7	7	CUPERTINO ELECTRIC INC.	570.0	-1	32	24	MOTOR CITY ELECTRIC CO.	183.6	-25
8	8	GREENSTAR SERVICES CORP.	563.0	+4	33	35	QUINCO ELECTRICAL INC.	183.0	+5
9	**	MDU CONSTRUCTION SERVICES GROUP INC.	535.0	NA	34	21	PARSONS ELECTRIC	173.0	-34
10	12	THE TRULAND GROUP INC.	486.0	+49	35	27	WALKER ENGINEERING INC.	160.7	-20
11	10	BERGELECTRIC CORP.	478.6	+21	36	41	NEW RIVER ELECTRICAL CORP.	157.7	+16
12	9	INTEGRATED ELECTRICAL SERVICES INC.	456.1	-5	37	42	SPRIG ELECTRIC	146.2	+8
13	11	MASTEC INC.	447.2	+35	38	**	ARDENT SERVICES LLC	143.3	+32
14	15	THE NEWTRON GROUP LLC	442.0	+50	39	**	CUMMINGS ELECTRICAL	142.0	+29
15	18	ALDRIDGE ELECTRIC INC.	360.0	+30	40	**	LUDVIK ELECTRIC CO.	140.7	+69
16	19	HELIX ELECTRIC INC.	360.0	+35	41	**	ELECTRICAL CONSTRUCTION CO.	140.3	NA
17	13	MORROW-MEADOWS CORP.	334.8	+7	42	43	JMEG LP	135.8	+4
18	26	E-J ELECTRIC INSTALLATION CO.	305.6	+51	43	34	GAYLOR INC.	135.1	-25
19	16	WAYNE J. GRIFFIN ELECTRIC INC.	291.4	+2	44	47	GUARANTEE ELECTRICAL CO.	135.0	+12
20	33	MILLER ELECTRIC CO.	277.5	+51	45	**	MORSE ELECTRIC	131.5	+29
21	22	REDWOOD ELECTRIC GROUP INC.	270.0	+6	46	40	INGLETT & STUBBS LLC	129.1	-11
22	20	FISK ELECTRIC CO.	260.2	-2	47	46	SULLIVAN & MCLAUGHLIN COS. INC.	127.0	+3
23	23	FAITH TECHNOLOGIES INC.	260.2	+5	48	**	CHAPEL ELECTRIC CO. LLC	125.0	+24
24	30	CACHE VALLEY ELECTRIC CO.	258.0	+39	49	**	YTG LLC	123.6	+18
25	**	ENERGY SERVICES HOLDING LLC	255.5	NA	50	**	ROGERS ELECTRIC	122.0	+16

NA=NOT AVAILABLE. **=NOT PREVIOUSLY RANKED.

struction and the labor shortage from so many leaving the workforce during the recession,” adds Steve Baker, CEO of BakerTriangle.

Specialty contractors also are being affected by the retirement of experienced workers. “Over the last 10 years, the pool of rooftop mechanics with [built-up roofing or BUR] experience is shrinking. Workmen prefer the cleaner atmosphere of a single-ply installation to BUR installation,” says Timothy M. Dunlap, president of Centimark Corp.

While few contractors report much pressure on materials and equipment prices at the moment, labor shortages may cause a significant rise in project prices. “Labor pricing is rising based on craft shortages, and we expect that to continue for the skilled trades for some time,” says Crumrine.

“While it’s great news that the opportunities are plentiful, they have outpaced resources, which presents different challenges,” says Boncher of Cupertino Electric. He says work performed by a new, untested labor pool from outside of the region presents more risk, especially since the projects are being bid at very low levels. “We are being extremely selective about what



“We have a perfect storm of low gas prices and high crude prices, which is a boon for chemical businesses that use natural gas as a feed stock and for oil companies that have oil reserves.”

Grady Saucier,
Senior Vice
President, MMR
Group

we bid because we don’t bid projects without having a plan and a team in place to build them.”

Many specialty contractors are coming together to address the workforce issue. “We see changes by market, depending on the labor demand. Harmon is a partner with the national ironworker and glazier unions. We are working together to plan for each market and project,” says Austin.

Union Flexibility

Many union contractors are trying to fend off challenges from merit-shop firms. “We are seeing more non-union firms winning contracts here in New York City,” says J. Robert Mann, chairman of E-J Electric. “There are some big merit-shop contractors out there. We have to show that [union contractors] have the skills and experience to justify our bids.”

The growth of merit-shop firms in cities previously known for union labor is on the rise. “There are fewer bastions of union dominance around the country,” says Grau of NECA. However, he says the International Brotherhood of Electrical Workers (IBEW) has shown a great deal of flexibility on work rules, giving union

THE TOP 50 FIRMS IN MECHANICAL

RANK	RANK	FIRM	(\$ MIL.)	% CHANGE	RANK	RANK	FIRM	(\$ MIL.)	% CHANGE
2013	2012		2012 REV.	'11-'12	2013	2012		2012 REV.	'11-'12
1	1	EMCOR GROUP INC.	4,065.5	+57	26	36	J.C. CANNISTRARO LLC	147.0	+36
2	**	BRAND ENERGY & INFRASTRUCTURE SERVICES INC.	1,072.6	NA	27	**	JOHN W. DANFORTH CO.	146.9	NA
3	2	COMFORT SYSTEMS USA INC.	838.7	-9	28	30	JH KELLY LLC	146.9	+8
4	3	ACCO ENGINEERED SYSTEMS INC.	634.0	+27	29	27	MCCARL'S INC.	141.0	-5
5	6	API GROUP INC.	462.3	+23	30	18	IVEY MECHANICAL CO.	135.0	-25
6	5	MCKINSTRY	400.0	+2	31	39	AZCO INC.	131.8	+35
7	7	TDINDUSTRIES	396.2	+26	32	22	THE HILL GROUP	127.5	-19
8	14	HARDER MECHANICAL CONTRACTORS INC.	381.9	+61	33	**	P1 GROUP INC.	127.5	NA
9	9	NOOTER CONSTRUCTION CO.	370.5	+33	34	25	RK MECHANICAL INC.	123.4	-18
10	4	SOUTHLAND INDUSTRIES	370.0	-9	35	34	SAUER HOLDINGS INC.	117.1	-2
11	11	LIMBACH FACILITY SERVICES LLC	282.6	+6	36	32	THE COASTAL GROUP	114.5	-10
12	15	U.S. ENGINEERING CO.	269.8	+28	37	**	PACIFIC RIM MECHANICAL CONTRACTORS INC.	113.7	NA
13	8	JOHN E. GREEN CO.	261.0	-14	38	47	A.O. REED & CO.	109.0	+34
14	38	MMC CONTRACTORS	234.2	+134	39	**	E.M. DUGGAN INC.	108.7	NA
15	13	BRANDT	232.5	-2	40	**	GREENBERRY INDUSTRIAL	107.3	+154
16	16	MURPHY CO. MECHANICAL CONTRACTORS & ENGRS.	215.6	+9	41	43	WORTH & CO. INC.	106.6	+18
17	17	HARRIS COS.	214.0	+11	42	44	THE ROBERTS CO.	104.1	+26
18	19	MCKENNEY'S INC.	211.2	+23	43	29	THE STATE GROUP	101.8	-30
19	28	APOLLO MECHANICAL CONTRACTORS	204.9	+40	44	40	LEE CO.	100.0	+6
20	26	MURRAY CO. MECHANICAL CONTRACTORS	202.0	+36	45	23	DURR MECHANICAL CONSTRUCTION INC.	98.4	-36
21	10	KINETIC HOLDINGS GMBH	199.8	-27	46	42	LETSOS CO.	97.9	+7
22	20	J. F. AHERN CO.	187.9	+15	47	**	TERRA MILLENNIUM CORP.	96.3	+29
23	21	CRITCHFIELD MECHANICAL INC.	175.6	+9	48	45	FRESH MEADOW MECHANICAL CORP.	92.6	+13
24	12	GREENSTAR SERVICES CORP.	165.6	-34	49	31	MECHANICAL INC.	92.3	-29
25	24	TITAN CONTRACTING/HORN INDUSTRIAL SERVICES	147.0	-4	50	50	GRUNAU CO.	89.1	+16

NA=NOT AVAILABLE. ** =NOT PREVIOUSLY RANKED.

THE TOP 20 FIRMS IN MASONRY

RANK	RANK	FIRM	(\$ MIL.)	% CHANGE
2013	2012		2012 REV.	'11-'12
1	1	WESTERN CONSTRUCTION GROUP	89.0	+16
2	4	MCGEE BROTHERS CO. INC.	47.6	+47
3	2	SEEDORFF MASONRY INC.	38.4	-6
4	3	CA LINDMAN COS.	30.5	-18
5	5	SUN VALLEY MASONRY INC.	27.6	+6
6	11	NORTHLAND CONCRETE & MASONRY CO. LLC	24.5	+76
7	9	OLD NORTH STATE MASONRY LLC	21.6	+28
8	12	MASONRY ARTS INC.	20.1	+68
9	8	JOHN J. SMITH MASONRY CO.	20.1	+1
10	**	PYRAMID MASONRY CONTRACTORS INC.	19.2	NA
11	**	THE WITMER GROUP	16.4	NA
12	7	DEE BROWN INC.	16.2	-34
13	10	IMS MASONRY INC.	15.3	+3
14	13	MASONRY BUILDERS INC.	11.2	+11
15	15	INTERNATIONAL CHIMNEY CORP.	10.4	+24
16	**	NATIONAL RESTORATION SYSTEMS INC.	6.0	NA
17	**	THE BEAVER EXCAVATING CO.	5.4	NA
18	**	CUSTOM MASONRY CORP.	3.3	NA
19	**	BOENIGK MASONRY INC.	2.5	NA
20	**	ELITE EXTERIORS INC. (ELITE CUSTOM EXTERIORS)	2.2	+138

NA=NOT AVAILABLE. ** =NOT PREVIOUSLY RANKED.

THE TOP 20 FIRMS IN CONCRETE

RANK	RANK	FIRM	(\$ MIL.)	% CHANGE
2013	2012		2012 REV.	'11-'12
1	1	BAKER CONCRETE CONSTRUCTION INC.	863.2	+45
2	2	STRUCTURAL GROUP	361.0	-1
3	3	CECO CONSTRUCTION GROUP	215.8	+5
4	6	BRAND ENERGY & INFRASTRUCTURE SERVICES INC.	155.7	+48
5	4	T.A.S. COMMERCIAL CONCRETE CONSTRUCTION LLC	153.4	+34
6	14	LARGO CONCRETE INC.	139.3	+117
7	10	CAPFORM INC.	132.9	+42
8	9	S&F CONCRETE CONTRACTORS INC.	131.5	+39
9	13	SUNTEC CONCRETE INC.	125.1	+62
10	5	GATE PRECAST CO.	124.0	+16
11	18	MCHUGH CONCRETE CONSTRUCTION	117.5	+130
12	**	T.B. PENICK & SONS INC.	95.7	NA
13	12	CONCRETE STRATEGIES LLC	79.0	+0
14	15	KENT COS.	72.8	+17
15	19	VEE-JAY CEMENT CONTRACTING CO. INC.	65.9	+31
16	**	SUPERIOR GUNITE	64.0	NA
17	16	WESTERN CONSTRUCTION GROUP	58.8	+1
18	17	CLEVELAND CEMENT CONTRACTORS INC.	56.7	-1
19	20	CENTURY CONCRETE	56.4	+26
20	**	UNITED FORMING INC.	54.7	+31

NA=NOT AVAILABLE. ** =NOT PREVIOUSLY RANKED.

THE TOP 20 FIRMS IN WALL AND CEILING

RANK	RANK	FIRM	(\$ MIL.)	% CHANGE
2013	2012		2012 REV.	'11-'12
1	1	PERFORMANCE CONTRACTING GROUP INC.	505.1	+28
2	2	KHS&S CONTRACTORS	260.3	-6
3	3	ACOUSTI ENGINEERING CO. OF FL	152.0	+11
4	6	STANDARD DRYWALL INC.	145.7	+53
5	**	PRECISION WALLS INC.	108.8	NA
6	4	BAKERTRIANGLE	102.3	+5
7	**	THE RAYMOND GROUP	91.8	NA
8	5	NATIONAL CONSTRUCTION ENTERPRISES INC.	91.2	-5
9	9	CALIFORNIA DRYWALL CO.	75.9	+52
10	**	SDB INC.	57.0	NA
11	16	DALEY'S DRYWALL	50.1	+62
12	12	BAYSIDE INTERIORS INC.	46.5	+19
13	10	GROUP BUILDERS INC.	44.1	-5
14	11	WYATT INC.	37.5	-18
15	18	CENTRAL CEILINGS INC.	34.1	+25
16	19	ACOUSTIC CEILING AND PARTITION CO.	33.2	+30
17	20	THE CIRCLE GROUP	32.6	+39
18	15	BOYETT CONSTRUCTION INC.	32.0	+2
19	14	TJ WIES CONTRACTING INC.	31.4	-9
20	13	THORNE ASSOCIATES INC.	31.2	-17

NA=NOT AVAILABLE. ** =NOT PREVIOUSLY RANKED.

THE TOP 20 FIRMS IN UTILITY

RANK	RANK	FIRM	(\$ MIL.)	% CHANGE
2013	2012		2012 REV.	'11-'12
1	3	MASTEC INC.	1,639.8	+76
2	2	QUANTA SERVICES INC.	1,533.3	+49
3	1	HENKELS & MCCOY INC.	1,043.9	-9
4	4	MILLER PIPELINE CORP.	311.5	+2
5	5	TEAM FISHEL	267.4	+53
6	**	MDU CONSTRUCTION SERVICES GROUP INC.	225.3	NA
7	6	INTREN INC.	176.7	+48
8	7	W.A. RASIC CONSTRUCTION CO. INC.	106.0	-2
9	10	W.A. CHESTER LLC	86.3	+10
10	9	WEST VALLEY CONSTRUCTION CO. INC.	84.6	+8
11	13	DIVERSIFIED UTILITY SERVICES INC.	67.6	+25
12	**	ENERGY SERVICES HOLDING LLC	48.7	NA
13	**	VAUGHN INDUSTRIES LLC	40.3	+174
14	**	NETWORK INFRASTRUCTURE INC.	38.5	+39
15	15	KIMMINS CONTRACTING CORP.	36.5	-26
16	20	GAINES AND CO.	33.0	+18
17	17	B. FRANK JOY	29.1	-13
18	**	VEIT & CO. INC.	28.1	+21
19	11	NORTHEAST REMSCO CONSTRUCTION INC.	27.5	-61
20	**	JOHNSON-DAVIS INC.	26.8	+24

NA=NOT AVAILABLE. ** =NOT PREVIOUSLY RANKED.

THE TOP 20 FIRMS IN GLAZING AND CURTAIN WALL

RANK 2013	RANK 2012	FIRM	(\$ MIL.) 2012 REV.	% CHANGE '11-'12
1	2	HARMON INC.	180.0	+20
2	1	ENCLOS	176.4	+10
3	3	WALTERS & WOLF	140.3	+38
4	4	W & W GLASS LLC	85.0	-11
5	6	TOWER GLASS INC.	55.0	+30
6	8	KARAS & KARAS GLASS CO. INC.	48.7	+125
7	**	NATIONAL ENCLOSURE CO. LLC	45.1	NA
8	**	GAMMA WINDOWS AND WALLS INTERNATIONAL INC.	35.7	NA
9	**	HALEY-GREER INC.	35.0	NA
10	**	ALLIANCE GLAZING TECHNOLOGIES	33.1	NA
11	**	RK MECHANICAL INC.	29.7	NA
12	11	AJAY GLASS & MIRROR CO. INC.	25.3	+35
13	10	GIROUX GLASS INC.	22.8	+18
14	**	ARCHITECTURAL WALL SYSTEMS CO.	22.1	NA
15	9	CROWN CORR INC.	18.3	-10
16	16	EGAN CO.	18.1	+141
17	**	KOVACH INC.	18.0	NA
18	15	A.C. DELLOVADE INC.	15.9	+71
19	**	DGC CAPITAL CONTRACTING	9.3	+403
20	14	CRAWFORD-TRACEY CORP.	7.8	-39

NA=NOT AVAILABLE. **=NOT PREVIOUSLY RANKED.

THE TOP 20 FIRMS IN PAINTING

RANK 2013	RANK 2012	FIRM	(\$ MIL.) 2012 REV.	% CHANGE '11-'12
1	1	THE BROCK GROUP	254.6	+51
2	2	BRAND ENERGY & INFRASTRUCTURE SERVICES INC.	155.7	+15
3	5	TECHNO COATINGS INC.	54.8	+6
4	3	K2 INDUSTRIAL SERVICES INC.	53.6	-9
5	4	THOMAS INDUSTRIAL COATINGS INC.	53.3	-3
6	6	FD THOMAS INC.	52.0	+9
7	7	AVALOTIS CORP.	49.1	+6
8	13	MOBLEY INDUSTRIAL SERVICES INC.	48.0	+100
9	9	DUNKIN & BUSH INC.	44.3	+15
10	11	SWANSON & YOUNGDALE INC.	36.1	+34
11	10	HARTMAN WALSH INDUSTRIAL	32.0	-6
12	14	ASCHER BROTHERS CO. INC.	31.7	+35
13	15	JERRY THOMPSON & SONS PAINTING INC.	25.4	+9
14	**	SERVICE PAINTING OF FLORIDA	23.6	+139
15	16	SPECIALTY FINISHES INC.	23.4	+5
16	12	LONG PAINTING CO.	23.2	-8
17	17	GRAYDAZE CONTRACTING INC.	20.7	+18
18	20	THOMARIOS	18.0	+32
19	19	VULCAN PAINTERS INC.	17.5	+3
20	**	GEORGE E. MASKER INC.	17.0	NA

NA=NOT AVAILABLE. **=NOT PREVIOUSLY RANKED.

THE TOP 20 FIRMS IN EXCAVATION AND FOUNDATION

RANK 2013	RANK 2012	FIRM	(\$ MIL.) 2012 REV.	% CHANGE '11-'12
1	1	HAYWARD BAKER INC. (A KELLER CO.)	481.7	+24
2	2	MALCOLM DRILLING CO. INC.	212.6	+23
3	3	BERKEL & CO. CONTRACTORS INC.	187.0	+13
4	4	THE BEAVER EXCAVATING CO.	159.0	+28
5	7	MANAFORT BROTHERS INC.	156.5	+59
6	10	MCKINNEY DRILLING CO.	135.1	+82
7	9	E.S. WAGNER CO.	126.0	+67
8	6	VEIT & CO. INC.	117.5	+11
9	14	SHAFT DRILLERS INTERNATIONAL LLC	90.8	+29
10	12	CONDON-JOHNSON & ASSOCIATES	82.7	+15
11	**	J DERENZO CO.	80.0	NA
12	8	RYAN INC. CENTRAL	79.8	-9
13	15	FOUNDATION CONSTRUCTORS INC.	78.3	+17
14	**	PLATEAU EXCAVATION INC.	77.2	+113
15	11	RUTTURA & SONS CONSTRUCTION CO. INC.	75.0	+4
16	5	MASTEC INC.	74.5	-38
17	**	RICHARD GOETTLE INC.	70.9	NA
18	16	INDEPENDENCE EXCAVATING INC.	69.2	+4
19	13	DRILL TECH DRILLING & SHORING INC.	60.8	-14
20	**	TRI-STATE DRILLING INC.	57.3	+59

NA=NOT AVAILABLE. **=NOT PREVIOUSLY RANKED.

THE TOP 20 FIRMS IN ROOFING

RANK 2013	RANK 2012	FIRM	(\$ MIL.) 2012 REV.	% CHANGE '11-'12
1	2	CENTIMARK CORP.	407.2	+0
2	1	TECTA AMERICA CORP.	371.3	-13
3	3	BAKER ROOFING CO.	159.6	+1
4	4	NATIONS ROOF LLC	93.0	+9
5	6	BEST CONTRACTING SERVICES INC.	89.3	+69
6	5	KALKREUTH ROOFING & SHEET METAL INC.	88.0	+6
7	9	BIRDAIR INC.	76.5	+70
8	**	HOLLAND ROOFING	57.3	NA
9	**	BRENT SCARBROUGH & CO.	54.8	NA
10	8	SCHREIBER ROOFING	51.9	+2
11	7	LATITE ROOFING & SHEET METAL CO.	50.5	-3
12	10	GREENWOOD INDUSTRIES INC.	49.4	+15
13	**	THE BULLDOG GROUP INC.	36.7	NA
14	13	KPOST CO.	34.5	+16
15	11	DOUGLASS COLONY GROUP	34.1	+3
16	12	JOHN J. CAMPBELL ROOFING	31.0	+0
17	**	BURNS & SCALO ROOFING CO. INC.	30.1	NA
18	18	KING OF TEXAS ROOFING CO. LP	28.7	+51
19	15	ORNDORFF & SPAID INC.	28.5	+25
20	14	CROWTHER ROOFING & SHEET METAL OF FL INC.	27.5	+13

NA=NOT AVAILABLE. **=NOT PREVIOUSLY RANKED.

THE TOP 20 FIRMS IN DEMOLITION AND WRECKING

RANK	RANK	FIRM	(\$ MIL.)	% CHANGE
2013	2012		2012 REV.	'11-'12
1	3	LVI SERVICES INC.	183.8	+7
2	2	PENHALL CO.	182.3	+6
3	5	D.H. GRIFFIN WRECKING CO. INC.	159.5	+8
4	4	NCM	148.1	-4
5	1	BRANDENBURG INDUSTRIAL SERVICE CO.	143.7	-20
6	7	NASDI LLC	82.3	-12
7	6	BIERLEIN	81.8	-15
8	9	MCM MANAGEMENT CORP.	75.6	+79
9	**	OMEGA DEMOLITION CORP.	34.2	NA
10	16	O'ROURKE WRECKING CO.	26.1	+9
11	11	INDEPENDENCE EXCAVATING INC.	25.8	-33
12	10	MANAFORT BROTHERS INC.	25.5	-40
13	17	MIDWEST STEEL CO. INC.	24.6	+3
14	12	NORTH AMERICAN DISMANTLING CORP.	21.3	-36
15	15	CHERRY COS.	20.8	-23
16	19	VEIT & CO. INC.	19.9	+24
17	18	LOUISIANA CHEMICAL DISMANTLING CO.	17.6	+7
18	20	BREAK THRU ENTERPRISES INC.	16.9	+14
19	**	CONCRETE CUTTING & BREAKING CO.	15.3	NA
20	**	THE ROBERTS CO.	14.9	NA

NA=NOT AVAILABLE. ** =NOT PREVIOUSLY RANKED.

THE TOP 20 FIRMS IN ASBESTOS ABATEMENT

RANK	RANK	FIRM	(\$ MIL.)	% CHANGE
2013	2012		2012 REV.	'11-'12
1	1	LVI SERVICES INC.	189.7	+16
2	3	PAL ENVIRONMENTAL SERVICES	76.0	+27
3	2	NCM	63.5	-23
4	16	THE BROCK GROUP	53.6	+314
5	7	PERFORMANCE CONTRACTING GROUP INC.	43.5	+21
6	5	PRECISION ENVIRONMENTAL CO.	40.8	+6
7	8	ENVIRONMENTAL REMEDIATION SERVICES INC.	38.9	+65
8	**	BRANDENBURG INDUSTRIAL SERVICE CO.	38.3	NA
9	6	IRES CONTRACTING GROUP	32.9	-11
10	11	PRISM RESPONSE INC.	21.0	+24
11	9	NASDI LLC	20.6	-12
12	**	MCM MANAGEMENT CORP.	18.9	+191
13	12	DEMOLITION & ASBESTOS REMOVAL INC.	17.4	+3
14	4	BRAND ENERGY & INFRASTRUCTURE SERVICES INC.	17.3	-62
15	17	ENVIRONMENTAL ASSURANCE CO. INC.	17.3	+44
16	18	AAC CONTRACTING INC.	17.0	+57
17	10	MIDWEST SERVICE GROUP	16.9	-10
18	13	ARC ABATEMENT	15.7	+1
19	14	EARTH SERVICES & ABATEMENT (ESA) INC.	15.3	+3
20	**	ENVIRONMENTAL HOLDINGS GROUP LLC	14.0	+101

NA=NOT AVAILABLE. ** =NOT PREVIOUSLY RANKED.

THE TOP 20 FIRMS IN SHEET METAL

RANK	RANK	FIRM	(\$ MIL.)	% CHANGE
2013	2012		2012 REV.	'11-'12
1	1	THE HILL GROUP	85.7	+23
2	3	CROWN CORR INC.	73.2	+34
3	**	API GROUP INC.	63.8	NA
4	5	POYNTER SHEET METAL	50.8	+4
5	4	SUPERIOR AIR HANDLING	49.8	-9
6	**	A.C. DELLOVADE INC.	49.6	NA
7	7	DEE CRAMER INC.	35.6	-20
8	6	KINETIC HOLDINGS GMBH	35.3	-27
9	12	MECHANICAL INC.	27.6	+21
10	9	B.T. MANCINI CO. INC.	26.6	-9
11	10	MMC CONTRACTORS	26.0	+4
12	**	JOHN W. DANFORTH CO.	25.9	NA
13	**	BARNES & DODGE INC.	24.8	NA
14	8	THOMAS CO. INC.	24.2	-20
15	**	ARCHITECTURAL WALL SYSTEMS CO.	22.1	NA
16	13	VIDIMOS INC.	21.0	0
17	14	BHW SHEET METAL CO.	17.8	+5
18	**	ARCTIC SHEET METAL INC.	17.3	NA
19	**	P1 GROUP INC.	17.0	NA
20	15	J.F. AHERN CO.	16.3	+1

NA=NOT AVAILABLE. ** =NOT PREVIOUSLY RANKED.

THE TOP 20 FIRMS IN STEEL ERECTION

RANK	RANK	FIRM	(\$ MIL.)	% CHANGE
2013	2012		2012 REV.	'11-'12
1	2	SCHUFF INTERNATIONAL INC.	263.8	+236
2	1	MIDWEST STEEL INC.	164.0	+17
3	3	SME STEEL CONTRACTORS INC.	97.0	+24
4	5	BUCKNER COS.	78.6	+51
5	**	API GROUP INC.	63.8	NA
6	15	GREENBERRY INDUSTRIAL	62.6	+154
7	8	NATIONAL STEEL CITY LLC	56.5	+51
8	7	SURE STEEL INC.	56.0	+48
9	4	THE WILLIAMS GROUP	55.8	-1
10	9	BASDEN STEEL CORP.	48.3	+33
11	**	SARENS NORTH AMERICA	42.5	NA
12	12	L.P.R. CONSTRUCTION CO.	41.8	+30
13	11	CENTURY STEEL ERECTORS	39.0	+18
14	13	SOWLES CO.	36.3	+20
15	**	PITTSBURG TANK AND TOWER CO. INC.	35.3	NA
16	6	AREA ERECTORS INC.	25.8	-37
17	10	DANNY'S CONSTRUCTION CO. INC.	24.1	-32
18	**	PATRIOT ERECTORS INC.	21.6	+150
19	17	CSE INC.	21.2	+5
20	18	SUPERIOR RIGGING & ERECTING CO. INC.	20.0	+12

NA=NOT AVAILABLE. ** =NOT PREVIOUSLY RANKED.

electrical contractors a boost. “The IBEW continues to increase their awareness [of] the customers’ sensitivity to cost and is looking for ways to be more competitive to put this skilled workforce to work,” adds Clayton Scharff of Sachs Electric Co.

Guzzi agrees with Grau. He says IBEW flexibility in the Washington, D.C., area has allowed union contractors to take advantage of prefabrication. “That is a great example of labor-management cooperation.”

Tight schedules are also a concern to contractors. “Project life cycles are becoming shorter because developers are under substantial pressure by those financing their projects to produce revenue-generating properties quickly—they want their capital tied up for the shortest period of time possible,” says Bush of Truland Group. He says this trend increases the risks of contractors that come into a project later in the construction process. “We have to vigilantly monitor the progress of the trades ahead of us and have mitigation strategies in case our installation window is compressed because of delays earlier in the project.”

Contractors also worry about the toll these compressed schedules are having on their workers. “The race by the oil and gas companies to be the first to market their product requires a lot of long days, weeks and months,” says Jaskiewicz of VEC Inc. “This will wear out the labor force and could affect safe work procedures challenged by aggressive schedules.”

The recession also has hit the industry’s image, according to some contractors. Low bids, unqualified contractors and project disputes to try to squeeze out a profit have led to a lack of trust in contractors. “Since many specialty subcontractors are selected on price first, especially in the bid-build arena, many are finding ways to recover non-existent margins, scope gaps and bid-room errors by gaming the system,” says Ed Stelter, director of partnerships and innovative pursuits for Faulconer Construction Co. Specialty contractors must work to regain that trust, he says. ■

Interiors

BakerTriangle Steps Up



BakerTriangle (No. 172), working with 9 Wood Ceilings, built this suspended staircase and installed exterior sheathing and soffit panels at the UT Dell Computer Science Hall at the University of Texas, Austin.

How to Read the Tables

KEY TO TYPE OF FIRM

A=asbestos abatement; **C**=concrete; **D**=demolition/wrecking; **E**=electrical; **G**=glazing/curtain wall; **M**=mechanical; **MA**=masonry; **O**=other; **P**=painting; **R**=roofing; **SH**=sheet metal; **ST**=steel erection; **U**=utility; **W**=wall/ceiling; **X**=excavation/foundation.

Companies are ranked according to construction revenue in 2012 in (\$) millions from specialty contracting in a prime or subcontracting capacity. Firms that were not ranked in 2012 are

designated by double asterisks (**). New contract awards refer to contracts awarded in 2012. NA=not available.

General Building as a category includes commercial buildings, offices, stores, educational facilities, government buildings, hospitals, medical facilities, hotels, apartments, housing, etc.

Hazardous Waste includes chemical and nuclear waste treatment, asbestos and lead abatement, etc.

Industrial Process includes pulp

and paper mills, steel mills, nonferrous metal refineries, pharmaceutical plants, chemical plants, food and other processing plants, etc.

Manufacturing includes auto, electronic assembly, textile plants, etc.

Petroleum includes refineries, petrochemical plants, offshore facilities, pipelines, etc.

Power includes thermal and hydroelectric powerplants, waste-to-energy plants, transmission lines, substations, cogeneration plants, etc.

Sewerage / Solid Waste includes sanitary and storm sewers, treatment

plants, pumping plants, incinerators, industrial waste facilities, etc.

Telecommunications includes transmission lines and cabling, towers and antennae, data centers, etc.

Transportation includes airports, bridges, roads, canals, locks, dredging, marine facilities, piers, railroads, tunnels, etc.

Water Supply includes dams, reservoirs, transmission pipelines, distribution mains, irrigation canals, desalination and potability treatment plants, pumping stations, etc.

FOOTNOTES: 2 = FIBER OPTIC LICENSING AND OTHER; 3 = TELECOM; 4 = MULTICRAFT; 5 = GAS PIPELINE FABRICATION; 6 = INSULATION/FIREPROOFING 20%; SCAFFOLDING; PAINTING AND INSULATION; 7 = PLUMBING; ETC.; 8 = TELEDATA; 9 = SCAFFOLDING; PAINTING AND INSULATION; 13 = INSULATION (86%); RIGGING (1%); 22 = FLOORING; 26 = STEEL ERECTION - NOT SELF-PERFORMED; 31 = SOLAR; 38 = TECHNICAL SERVICES; PLANT AND PIPELINE MAINTENANCE; 39 = FABRICATED STRUCTURAL STEEL; 45 = HEAVY RIGGING AND TRANSPORT; 47 = FIRE PROTECTION; 49 = STRUCTURED CABLING; 50 = REINFORCING STEEL;

RANK 2013	RANK 2012	FIRM	FIRM TYPE	2012 REVENUE (\$ MIL)		MARKETS (% OF 2012 REVENUE)										
				TOTAL REVENUE	NEW CONTRACTS	GENERAL BUILDING	MANUFACTURING	POWER	WATER SUPPLY	SEWER / WASTE	INDUS. / PETROLEUM	TRANSPORTATION	HAZARDOUS WASTE	TELECOM		
1	1	EMCOR GROUP INC., Norwalk, Conn.	M/E	6,352.3	NA	100	0	0	0	0	0	0	0	0	0	0
2	2	QUANTA SERVICES INC., Houston, Texas ²	E/U	5,920.3	3,807.0	0	0	71	0	0	26	0	0	0	3	
3	3	MASTEC INC., Coral Gables, Fla. ³	U/O	3,726.8	3,358.0	0	0	30	0	0	27	0	0	42		
4	4	BRAND ENERGY & INFRASTRUCTURE SERVICES INC., Kennesaw, Ga. ⁴	M/O	1,730.0	NA	10	3	15	0	0	69	3	0	0		
5	5	API GROUP INC., New Brighton, Minn. ⁵	O/M	1,594.0	1,737.0	40	10	28	0	0	18	3	0	1		
6	6	THE BROCK GROUP, Houston, Texas ⁶	O/P	1,340.0	2,000.0	0	0	8	0	0	88	0	0	0		
7	7	COMFORT SYSTEMS USA INC., Houston, Texas ⁷	M/O	1,118.2	1,106.7	77	23	0	0	0	0	0	0	0		
8	8	HENKELS & MCCOY INC., Blue Bell, Pa. ⁸	U	1,098.9	1,098.9	3	0	48	2	0	28	0	0	15		
9	**	SAFWAY GROUP, Waukesha, Wis. ⁹	O	1,000.0	NA	30	0	13	0	0	57	0	0	0		
10	11	MYR GROUP INC., Rolling Meadows, Ill.	E	999.0	497.6	17	0	0	0	0	0	0	0	0		
11	**	MDU CONSTRUCTION SERVICES GROUP INC., Bismarck, N.D.	E/U	938.6	971.1	57	0	24	0	0	6	0	0	0		
12	10	ROSENDIN ELECTRIC, San Jose, Calif.	E	887.0	710.7	60	15	15	0	0	0	5	0	5		
13	12	PERFORMANCE CONTRACTING GROUP INC., Lenexa, Kan. ¹³	W/O	870.8	868.6	43	23	16	0	0	6	5	0	0		
14	15	BAKER CONCRETE CONSTRUCTION INC., Monroe, Ohio	C	863.2	500.0	52	14	11	1	4	0	12	0	0		
15	9	GREENSTAR SERVICES CORP., Mt. Vernon, N.Y.	E/M	828.0	722.7	68	0	0	0	15	0	17	0	0		
16	35	MMR GROUP INC., Baton Rouge, La.	E	712.0	NA	0	20	10	0	0	70	0	0	0		
17	17	ACCO ENGINEERED SYSTEMS INC., Glendale, Calif.	M	634.0	572.0	100	0	0	0	0	0	0	0	0		
18	13	M.C. DEAN INC., Dulles, Va.	E	590.1	605.5	45	0	0	5	5	0	25	0	20		
19	16	CUPERTINO ELECTRIC INC., San Jose, Calif.	E	570.0	695.0	59	0	21	0	0	0	0	0	16		
20	20	MCKINSTRY, Seattle, Wash.	M/E	500.0	NA	80	5	0	0	0	10	0	0	5		
21	30	THE TRULAND GROUP INC., Reston, Va.	E	486.0	220.0	91	0	1	0	0	0	8	0	0		
22	19	CENTIMARK CORP., Canonsburg, Pa. ²²	R/O	484.7	502.3	100	0	0	0	0	0	0	0	0		
23	26	HAYWARD BAKER INC. (A KELLER CO.), Odenton, Md.	X	481.7	526.6	25	12	6	2	3	9	30	1	2		
24	24	BERGELECTRIC CORP., Los Angeles, Calif.	E	478.6	669.0	75	10	0	0	5	0	5	0	5		
25	18	INTEGRATED ELECTRICAL SERVICES INC., Houston, Texas	E	456.1	NA	0	0	0	0	0	0	0	0	0		
26	25	SCHUFF INTERNATIONAL INC., Phoenix, Ariz. ²⁶	ST/O	447.1	NA	63	9	3	0	0	19	6	0	0		
27	40	THE NEWTRON GROUP LLC, Baton Rouge, La.	E	442.0	295.0	0	0	20	0	0	80	0	0	0		
28	22	LVI SERVICES INC., New York, N.Y.	A/D	421.4	460.0	22	0	14	0	0	15	7	42	0		
29	42	NOOTER CONSTRUCTION CO., St. Louis, Mo.	M	402.8	292.1	0	0	25	0	0	75	0	0	0		
30	33	TDINDUSTRIES, Dallas, Texas	M	396.2	396.2	95	0	0	0	0	0	5	0	0		
31	21	TECTA AMERICA CORP., Rosemont, Ill. ³¹	R	384.4	376.9	100	0	0	0	0	0	0	0	0		
32	55	HARDER MECHANICAL CONTRACTORS INC., Portland, Ore.	M	381.9	350.0	5	80	10	0	0	5	0	0	0		
33	23	SOUTHLAND INDUSTRIES, Garden Grove, Calif.	M	370.0	200.0	100	0	0	0	0	0	0	0	0		
34	27	STRUCTURAL GROUP, Hanover, Md.	C	361.0	361.0	39	0	22	4	0	28	7	0	0		
35	44	ALDRIDGE ELECTRIC INC., Libertyville, Ill.	E	360.0	325.0	5	0	55	0	0	0	40	0	0		
36	48	HELIX ELECTRIC INC., San Diego, Calif.	E	360.0	440.0	50	5	10	5	15	0	15	0	0		
37	34	MORROW-MEADOWS CORP., Industry, Calif.	E	334.8	362.0	80	5	10	0	1	0	1	0	3		
38	32	FURMANITE CORP., Houston, Texas ³⁸	O	326.5	326.5	0	0	16	0	0	81	0	0	0		
39	36	STEELFAB INC., Charlotte, N.C. ³⁹	O	326.0	354.1	90	10	0	0	0	0	0	0	0		
40	47	CECO CONSTRUCTION GROUP, Kansas City, Mo.	C/X	312.8	451.7	78	11	0	0	1	6	4	0	0		
41	37	MILLER PIPELINE CORP., Indianapolis, Ind.	U	311.5	311.5	0	0	0	3	11	86	0	0	0		
42	38	BRANDT, Dallas, Texas	M/E	310.0	234.0	85	10	0	0	0	5	0	0	0		
43	63	E-J ELECTRIC INSTALLATION CO., Long Island City, N.Y.	E	305.6	90.0	40	0	25	20	0	0	15	0	0		
44	**	ENERGY SERVICES HOLDING LLC, Covington, La.	E/R	304.1	210.7	0	0	0	0	0	98	2	0	0		
45	52	BARNHART CRANE & RIGGING CO., Memphis, Tenn. ⁴⁵	O	300.0	250.0	0	5	60	0	0	35	0	0	0		
46	41	WAYNE J. GRIFFIN ELECTRIC INC., Holliston, Mass.	E	291.4	215.4	70	7	0	0	7	0	6	0	0		
47	29	JOHN E. GREEN CO., Highland Park, Mich. ⁴⁷	M	290.0	NA	35	45	0	0	10	10	0	0	0		
48	39	LIMBACH FACILITY SERVICES LLC, Pittsburgh, Pa.	M	282.6	330.0	90	10	0	0	0	0	0	0	0		
49	78	TEAM FISHEL, Columbus, Ohio ⁴⁹	U	281.5	340.0	0	0	0	0	0	0	0	0	47		
50	59	GERDAU REINFORCING STEEL (PACIFIC COAST STEEL), San Diego, Calif. ⁵⁰	O	277.6	290.2	20	0	10	10	0	0	60	0	0		

RANK 2013	RANK 2012	FIRM	FIRM TYPE	2012 REVENUE (\$ MIL)		MARKETS (% OF 2012 REVENUE)									
				TOTAL REVENUE	NEW CONTRACTS	GENERAL BUILDING	MANUFACTURING	POWER	WATER SUPPLY	SEWER / WASTE	INDUS. / PETROLEUM	TRANSPORTATION	HAZARDOUS WASTE	TELECOM	
51	72	MILLER ELECTRIC CO., Jacksonville, Fla.	E	277.5	252.5	75	4	2	1	1	5	7	0	5	
52	46	JH KELLY LLC, Longview, Wash. ⁵²	M/O	272.0	272.0	10	50	0	0	2	38	0	0	0	
53	51	REDWOOD ELECTRIC GROUP INC., Santa Clara, Calif.	E	270.0	300.0	40	30	0	0	0	0	10	0	20	
54	61	U.S. ENGINEERING CO., Kansas City, Mo.	M	269.8	129.3	62	15	8	0	0	3	0	0	3	
55	28	THE STATE GROUP, Evansville, Ind.	U/M/C	267.9	265.0	17	26	16	0	0	37	4	0	0	
56	45	KHS&S CONTRACTORS, Tampa, Fla.	W	260.3	260.3	100	0	0	0	0	0	0	0	0	
57	124	MMC CONTRACTORS, Overland Park, Kan.	M	260.2	224.1	45	5	20	0	5	25	0	0	0	
58	49	FISK ELECTRIC CO., Houston, Texas	E	260.2	416.3	70	0	0	0	0	5	10	0	15	
59	53	FAITH TECHNOLOGIES INC., Menasha, Wis.	E	260.2	221.9	49	20	1	0	2	18	1	0	1	
60	69	CACHE VALLEY ELECTRIC CO., Logan, Utah	E	258.0	263.6	25	8	5	0	0	28	7	0	27	
61	60	ISEC INC., Englewood, Colo. ⁶¹	O	253.5	211.2	100	0	0	0	0	0	0	0	0	
62	71	HUNT ELECTRIC CORP., St. Paul, Minn.	E	243.9	196.5	35	20	11	0	0	24	0	0	10	
63	31	KINETIC HOLDINGS GMBH, Fremont, Calif.	M/SH	235.0	185.0	15	85	0	0	0	0	0	0	0	
64	73	SHAFT DRILLERS INTERNATIONAL LLC, Mt. Morris, Pa. ⁶⁴	X/M/O	227.1	246.4	5	0	75	0	0	15	5	0	0	
65	83	TERRA MILLENNIUM CORP., Richmond, Calif. ⁶⁵	O/M	224.0	250.0	0	0	25	0	0	70	0	5	0	
66	91	SACHS ELECTRIC CO., St. Louis, Mo.	E	221.9	186.9	10	15	20	0	0	50	0	0	5	
67	58	THE HILL GROUP, Franklin Park, Ill.	M/SH	219.8	175.0	73	5	0	0	0	0	0	0	22	
68	65	MURPHY CO. MECHANICAL CONTRACTORS & ENGINEERS, St. Louis, Mo.	M	215.6	205.5	49	38	3	0	0	10	0	0	0	
69	66	HARRIS COS., St. Paul, Minn.	M	214.0	222.0	75	0	5	0	5	10	0	5	0	
70	68	DAVIS H. ELLIOT CO. INC., Lexington, Ky.	E	213.1	200.0	4	0	0	0	0	0	0	0	0	
71	80	MALCOLM DRILLING CO. INC., San Francisco, Calif.	X	212.6	224.8	8	4	0	0	9	0	79	0	0	
72	56	NCM, Brea, Calif.	D/A	211.6	200.1	15	10	20	0	0	30	0	25	0	
73	81	MCKENNEY'S INC., Atlanta, Ga.	M	211.2	NA	100	0	0	0	0	0	0	0	0	
74	70	HATZEL & BUEHLER INC., Wilmington, Del.	E	206.5	192.0	60	0	10	0	0	20	10	0	0	
75	57	ISC, Baton Rouge, La.	E	206.0	NA	0	0	0	0	0	100	0	0	0	
76	62	IREX CONTRACTING GROUP, Lancaster, Pa. ⁷⁶	O/A	205.6	197.2	42	6	15	0	0	35	1	0	0	
77	106	APOLLO MECHANICAL CONTRACTORS, Kennewick, Wash.	M	204.9	186.0	50	10	5	0	0	15	0	0	20	
78	76	J. F. AHERN CO., Fond du Lac, Wis.	M	204.3	160.5	45	17	5	5	20	8	0	0	0	
79	**	SARGENT ELECTRIC CO., Pittsburgh, Pa.	E	203.7	185.0	5	0	15	0	0	80	0	0	0	
80	67	PENHALL CO., Anaheim, Calif.	D	202.6	154.0	9	7	2	1	1	5	75	0	0	
81	103	MURRAY CO. MECHANICAL CONTRACTORS, Rancho Dominguez, Calif.	M	202.0	168.0	30	30	0	0	10	10	10	0	0	
82	99	EGAN CO., Brooklyn Park, Minn.	E/M	201.1	156.0	43	20	0	0	0	20	17	0	0	
83	111	WALTERS & WOLF, Fremont, Calif. ⁸³	G/O	194.8	242.5	100	0	0	0	0	0	0	0	0	
84	92	SME STEEL CONTRACTORS INC., West Jordan, Utah ⁸⁴	ST/O	194.0	153.0	53	12	0	0	0	10	15	0	0	
85	77	BRANDENBURG INDUSTRIAL SERVICE CO., Chicago, Ill.	D/A	191.6	135.6	20	30	17	0	1	13	1	16	0	
86	64	WALKER ENGINEERING INC., Irving, Texas ⁸⁶	E/O	189.0	179.0	60	15	0	0	10	0	0	0	15	
87	84	BERKEL & CO. CONTRACTORS INC., Bonner Springs, Kan.	X	187.0	275.0	30	10	15	5	0	25	5	0	0	
88	54	MOTOR CITY ELECTRIC CO., Detroit, Mich.	E	183.6	174.0	20	48	0	0	0	20	2	0	7	
89	79	QUINCO ELECTRICAL INC., Orlando, Fla.	E	183.0	75.0	100	0	0	0	0	0	0	0	0	
90	126	INTREN INC., Union, Ill.	U	182.1	250.0	0	0	100	0	0	0	0	0	0	
91	113	MANAFORT BROTHERS INC., Plainville, Conn.	X/D	182.0	210.0	0	0	0	0	0	0	0	0	0	
92	100	HARMON INC., Bloomington, Minn.	G	180.0	208.0	100	0	0	0	0	0	0	0	0	
93	226	GREENBERRY INDUSTRIAL, Vancouver, Wash.	M/D	178.8	105.0	0	30	5	3	0	62	0	0	0	
94	127	THE BEAVER EXCAVATING CO., Canton, Ohio	X	178.7	120.0	5	5	10	20	10	30	20	0	0	
95	88	ENCLOS, Eagan, Minn.	G	176.4	352.4	95	0	0	0	0	0	5	0	0	
96	87	CRITCHFIELD MECHANICAL INC., San Jose, Calif.	M	175.6	348.6	80	10	0	0	0	0	10	0	0	
97	107	YTG LLC, Philadelphia, Miss.	E/M	174.1	146.5	55	17	2	0	0	26	0	0	0	
98	50	PARSONS ELECTRIC, Minneapolis, Minn.	E	173.0	202.0	64	5	0	0	0	11	0	0	20	
99	**	JOHN W. DANFORTH CO., Tonawanda, N.Y.	M/SH	172.8	151.1	35	20	10	0	15	20	0	0	0	
100	**	P1 GROUP INC., Lenexa, Kan.	M/U	170.0	120.0	14	6	11	0	0	8	0	0	11	

FOOTNOTES: 52 = MILLWRIGHT BOILERMAKER OPERATOR; 61 = INTERIOR FINISHES / MILLWORK; 64 = SUPPORT OF MINING; 65 = REFRACTORY; 76 = INSULATION, DRYWALL, FIRESTOPPING; 83 = INTERIOR DOORS, FRAMES AND HARDWARE AND ARCHITECTURAL PRECAST CONCRETE; 84 = STRUCTURAL STEEL FABRICATION; 86 = NETWORK SERVICES.

#01

EMCOR GROUP ranked at the top of the 2013 ENR Top 600 Specialty Contractors list, the 11th straight year it ranked No. 1 on the list.

RANK 2013	RANK 2012	FIRM	FIRM TYPE	2012 REVENUE (\$ MIL)		MARKETS (% OF 2012 REVENUE)									
				TOTAL REVENUE	NEW CONTRACTS	GENERAL BUILDING	MANUFACTURING	POWER	WATER SUPPLY	SEWER / WASTE	INDUS. / PETROLEUM	TRANSPORTATION	HAZARDOUS WASTE	TELECOM	
101	109	WESTERN CONSTRUCTION GROUP, St. Louis, Mo.	MA/C	168.0	145.0	95	5	0	1	0	0	0	0	0	0
102	108	VEIT & CO. INC., Rogers, Minn.	X/U	165.5	139.8	31	10	10	2	10	22	11	0	0	0
103	**	ELECTRICAL CONSTRUCTION CO., Portland, Ore. ¹⁰³	E/O	165.0	NA	30	35	0	0	10	10	0	0	0	15
104	114	MIDWEST STEEL INC., Detroit, Mich.	ST	164.0	150.0	8	80	0	0	0	10	2	0	0	0
105	85	BIGGE CRANE AND RIGGING, San Leandro, Calif. ¹⁰⁵	O	162.0	156.0	15	12	30	0	10	15	13	0	0	0
106	90	BAKER ROOFING CO., Raleigh, N.C.	R	159.6	159.6	100	0	0	0	0	0	0	0	0	0
107	104	D.H. GRIFFIN WRECKING CO. INC., Greensboro, N.C.	D	159.5	159.5	30	10	40	1	1	16	1	1	0	0
108	117	NEW RIVER ELECTRICAL CORP., Cloverdale, Va.	E	157.7	NA	0	0	100	0	0	0	0	0	0	0
109	93	RK MECHANICAL INC., Denver, Colo.	M/G	156.2	176.6	60	15	0	0	0	25	0	0	0	0
110	140	T.A.S. COMMERCIAL CONCRETE CONSTRUCTION LLC, Houston, Texas	C	153.4	145.8	100	0	0	0	0	0	0	0	0	0
111	97	K2 INDUSTRIAL SERVICES INC., Pensacola, Fla. ¹¹¹	O/P	153.3	NA	0	0	19	0	0	71	0	0	0	0
112	98	TOTAL FACILITY SOLUTIONS, Plano, Texas	M/E	153.0	147.0	0	100	0	0	0	0	0	0	0	0
113	115	ACOUSTI ENGINEERING CO. OF FL, Orlando, Fla.	W	152.0	89.5	75	0	0	0	0	0	25	0	0	0
114	125	MORSE ELECTRIC, Freeport, Ill.	E	151.1	147.5	61	18	15	0	3	0	0	0	0	3
115	144	THE ROBERTS CO., Winterville, N.C.	M/E	148.7	173.4	0	0	0	0	0	100	0	0	0	0
116	148	J.C. CANNISTRARO LLC, Watertown, Mass.	M	147.0	180.0	95	0	0	0	0	0	5	0	0	0
117	95	TITAN CONTRACTING/HORN INDUSTRIAL SERVICES, Owensboro, Ky.	M	147.0	188.0	0	0	65	5	0	30	0	0	0	0
118	118	SPRIG ELECTRIC, San Jose, Calif.	E	146.2	157.1	70	14	0	0	0	0	0	0	0	16
119	171	STANDARD DRYWALL INC., Lakeside, Calif.	W	145.7	77.8	100	0	0	0	0	0	0	0	0	0
120	147	ARDENT SERVICES LLC, Covington, La.	E	143.3	165.5	0	0	0	0	0	100	0	0	0	0
121	146	CUMMINGS ELECTRICAL, Fort Worth, Texas	E	142.0	70.0	34	8	13	0	0	8	3	0	0	1
122	102	MCCARL'S INC., Beaver Falls, Pa.	M	141.0	100.0	0	5	50	0	0	45	0	0	0	0
123	187	LUDVIK ELECTRIC CO., Lakewood, Colo.	E	140.7	75.8	11	0	0	10	0	0	0	0	0	0
124	245	LARGO CONCRETE INC., Tustin, Calif.	C	139.3	210.0	60	0	40	0	0	0	0	0	0	0
125	160	AZCO INC., Menasha, Wis.	M	137.1	168.8	0	4	85	0	0	10	0	0	0	0
126	158	REMEDIAL CONSTRUCTION SERVICES LP, Houston, Texas ¹²⁶	O	137.0	152.3	0	0	0	0	0	0	0	100	0	0
127	121	JMEG LP, Farmers Branch, Texas	E	135.8	92.5	84	16	0	0	0	0	0	0	0	0
128	75	GAYLOR INC., Indianapolis, Ind.	E	135.1	127.0	21	30	8	0	0	34	2	0	0	5
129	210	MCKINNEY DRILLING CO., Odenton, Md.	X	135.1	148.8	30	0	38	0	0	0	22	0	0	10
130	131	GUARANTEE ELECTRICAL CO., St. Louis, Mo.	E	135.0	NA	70	10	0	0	19	0	0	0	0	0
131	74	IVEY MECHANICAL CO., Kosciusko, Miss.	M	135.0	98.0	50	25	0	0	0	25	0	0	0	0
132	174	CAPFORM INC., Carrollton, Texas	C	132.9	161.6	100	0	0	0	0	0	0	0	0	0
133	173	S&F CONCRETE CONTRACTORS INC., Hudson, Mass.	C	131.5	64.0	94	1	1	2	1	0	2	0	0	0
134	119	THE COASTAL GROUP, Melbourne, Fla.	M	130.9	105.3	97	1	0	0	0	1	0	0	0	0
135	203	E.S. WAGNER CO., Oregon, Ohio	X	129.9	119.3	0	0	0	0	0	0	91	0	0	0
136	110	INGLETT & STUBBS LLC, Mableton, Ga.	E	129.1	NA	85	0	0	0	0	0	0	0	0	15
137	134	SAUER HOLDINGS INC., Pittsburgh, Pa.	M	127.2	64.2	94	0	0	0	0	6	0	0	0	0
138	128	SULLIVAN & MCLAUGHLIN COS. INC., Boston, Mass.	E	127.0	136.0	50	5	0	0	0	0	1	0	0	20
139	139	WORTH & CO. INC., Pipersville, Pa.	M/R	126.6	137.0	84	0	0	0	16	0	0	0	0	0
140	200	SUNTEC CONCRETE INC., Phoenix, Ariz.	C	125.1	125.1	96	2	0	0	0	1	1	0	0	0
141	162	CHAPEL ELECTRIC CO. LLC, Dayton, Ohio	E	125.0	135.0	72	17	0	0	1	0	0	0	0	10
142	151	GATE PRECAST CO., Jacksonville, Fla.	C	124.0	134.7	95	0	0	0	0	0	5	0	0	0
143	154	ROGERS ELECTRIC, Atlanta, Ga.	E	122.0	125.0	90	6	2	0	0	0	0	0	0	2
144	89	FREESTATE ELECTRICAL SERVICE CO., Laurel, Md.	E	121.0	72.0	100	0	0	0	0	0	0	0	0	0
145	96	MECHANICAL INC., Hillside, Ill.	M/SH	119.9	142.3	57	22	2	0	6	14	0	0	0	0
146	136	GILL-SIMPSON INC., Baltimore, Md.	E	119.9	75.0	55	10	10	0	5	10	5	0	0	5
147	135	O'CONNELL ELECTRIC CO. INC., Victor, N.Y.	E	118.4	120.0	40	3	2	1	2	6	4	0	0	5
148	300	MCHUGH CONCRETE CONSTRUCTION, Chicago, Ill.	C	117.5	225.0	75	0	0	0	2	0	23	0	0	0
149	182	BERMUDEZ, LONGO, DIAZ-MASSO LLC, San Juan, P.R. ¹⁴⁹	E/M	117.2	64.7	38	0	0	0	0	22	0	0	0	0
150	177	ERMCO INC., Indianapolis, Ind.	E	116.1	76.1	75	10	0	0	5	0	0	0	0	10

FOOTNOTES: 103 = GENERATOR AND ENGINE DISTRIBUTION; 105 = CRANE & RIGGING; 111 = INDUSTRIAL CLEANING; 126 = HAZARDOUS WASTE; 149 = CIVIL WORK;

RANK 2013	RANK 2012	FIRM	FIRM TYPE	2012 REVENUE (\$ MIL)		MARKETS (% OF 2012 REVENUE)										
				TOTAL REVENUE	NEW CONTRACTS	GENERAL BUILDING	MANUFACTURING	POWER	WATER SUPPLY	SEWER / WASTE	INDUS. / PETROLEUM	TRANSPORTATION	HAZARDOUS WASTE	TELECOM		
151	**	PACIFIC RIM MECHANICAL CONTRACTORS INC., San Diego, Calif.	M	113.7	98.4	100	0	0	0	0	0	0	0	0	0	0
152	213	VAUGHN INDUSTRIES LLC, Carey, Ohio	E/U/M	110.9	86.1	53	10	5	0	0	0	0	0	0	0	0
153	137	CLEAN EARTH INC., Hatboro, Pa. ¹⁵³	O	110.1	110.1	14	0	11	0	0	37	20	14	0	0	0
154	112	NORTHEAST REMSCO CONSTRUCTION INC., Farmingdale, N.J. ¹⁵⁴	O/M/U	110.0	166.8	0	0	0	10	30	0	30	0	0	0	0
155	191	A.O. REED & CO., San Diego, Calif.	M	109.0	71.0	75	10	0	5	0	10	0	0	0	0	0
156	143	AMERICAN TECHNOLOGIES INC., Orange, Calif.	O	108.9	NA	90	5	0	0	0	5	0	0	0	0	0
157	116	CLEVELAND ELECTRIC CO., Atlanta, Ga.	E	108.8	120.0	28	12	20	0	6	5	25	0	4	0	0
158	123	LAKE ERIE ELECTRIC COS., Cleveland, Ohio	E	108.8	90.2	31	10	9	0	10	20	0	0	5	0	0
159	**	PRECISION WALLS INC., Cary, N.C.	W	108.8	106.9	100	0	0	0	0	0	0	0	0	0	0
160	157	THE WILLIAMS GROUP, Merrifield, Va. ¹⁶⁰	ST/O	108.8	97.0	45	0	0	0	0	33	23	0	0	0	0
161	**	E.M. DUGGAN INC., Canton, Mass.	M	108.7	132.7	100	0	0	0	0	0	0	0	0	0	0
162	101	COCHRAN INC., Seattle, Wash.	E	108.0	120.0	60	0	0	0	0	0	0	0	0	40	0
163	149	W.A. RASIC CONSTRUCTION CO. INC., Long Beach, Calif.	U	106.0	176.0	0	0	0	41	33	16	0	0	0	10	0
164	163	LEE CO., Franklin, Tenn.	M	105.3	120.0	90	10	0	0	0	0	0	0	0	0	0
165	222	CSI ELECTRICAL CONTRACTORS INC., Santa Fe Springs, Calif.	E	104.8	104.4	25	10	10	0	0	15	3	0	7	0	0
166	178	INTERSTATES COS., Sioux Center, Iowa	E	104.0	90.5	3	10	5	0	0	82	0	0	0	0	0
167	150	INDEPENDENCE EXCAVATING INC., Independence, Ohio ¹⁶⁷	X/D	103.3	56.6	49	9	0	9	7	4	20	0	0	0	0
168	167	CONTINENTAL ELECTRICAL CONSTRUCTION CO., Oak Brook, Ill.	E	103.0	100.0	70	10	0	0	0	0	0	0	0	20	0
169	161	FRESH MEADOW MECHANICAL CORP., Fresh Meadows, N.Y.	M	102.9	135.1	90	0	10	0	0	0	0	0	0	0	0
170	138	NASDI LLC, Waltham, Mass.	D/A	102.8	102.8	50	10	10	0	0	0	30	0	0	0	0
171	159	VSC FIRE & SECURITY INC., Ashland, Va. ¹⁷¹	O	102.4	73.8	100	0	0	0	0	0	0	0	0	0	0
172	166	BAKERTRIANGLE, Dallas, Texas	W	102.3	98.5	80	10	0	0	0	0	10	0	0	0	0
173	**	DELTA DIVERSIFIED ENTERPRISES INC., Tempe, Ariz.	E	101.0	74.0	30	45	15	0	0	0	10	0	0	0	0
174	94	DURR MECHANICAL CONSTRUCTION INC., New York, N.Y.	M	98.4	17.7	0	0	54	0	29	0	0	0	0	0	0
175	176	LETSOS CO., Houston, Texas	M	97.9	51.6	92	0	0	0	0	8	0	0	0	0	0
176	**	THE RAYMOND GROUP, Orange, Calif.	W	96.6	125.0	90	0	0	0	0	0	10	0	0	0	0
177	275	PLATEAU EXCAVATION INC., Austell, Ga.	D	96.5	109.2	45	25	5	0	5	10	10	0	0	0	0
178	**	T.B. PENICK & SONS INC., San Diego, Calif.	C	95.7	82.6	100	0	0	0	0	0	0	0	0	0	0
179	239	MCM MANAGEMENT CORP, Bloomfield Hills, Mich.	D/A	94.5	150.0	10	0	0	0	0	30	0	10	0	0	0
180	194	BEST CONTRACTING SERVICES INC., Gardena, Calif.	R	94.0	11.0	95	0	0	1	1	2	1	0	0	0	0
181	185	NATIONS ROOF LLC, Lithia Springs, Ga.	R	93.0	118.0	30	40	0	0	0	25	0	0	5	0	0
182	**	VEG INC., Girard, Ohio	E/M	92.3	92.3	0	19	0	0	0	20	0	0	7	0	0
183	169	MONA ELECTRIC GROUP INC., Clinton, Md.	E	92.0	62.0	92	0	0	0	0	0	0	0	8	0	0
184	208	CROWN CORR INC., Gary, Ind.	SH/O	91.5	79.4	54	0	0	0	0	0	28	0	0	0	0
185	141	NATIONAL CONSTRUCTION ENTERPRISES INC., Ypsilanti, Mich.	W	91.2	100.3	100	0	0	0	0	0	0	0	0	0	0
186	192	ALTERMAN, San Antonio, Texas	E	90.5	89.3	76	2	0	0	0	2	0	0	20	0	0
187	249	COLLINS ELECTRICAL CO. INC., Stockton, Calif.	E	90.2	90.5	64	1	12	4	7	0	6	0	0	0	0
188	204	GRUNAU CO., Oak Creek, Wis.	M	89.1	84.2	45	20	0	0	10	20	5	0	0	0	0
189	224	DORVIN D. LEIS CO. INC., Kahului, Hawaii	M	88.6	79.8	98	0	1	0	1	0	0	0	0	0	0
190	189	PRISM ELECTRIC INC., Garland, Texas	E	88.5	40.5	20	10	0	0	0	0	20	0	0	0	0
191	228	KSW MECHANICAL SERVICES INC., Long Island City, N.Y.	M	88.4	53.1	100	0	0	0	0	0	0	0	0	0	0
192	155	TRI-CITY ELECTRICAL CONTRACTORS INC., Altamonte Springs, Fla.	E	88.0	110.0	95	0	0	0	0	0	0	0	5	0	0
193	188	KALKREUTH ROOFING & SHEET METAL INC., Wheeling, W.Va.	R	88.0	77.0	85	7	0	0	0	8	0	0	0	0	0
194	195	REX MOORE ELECTRICAL CONTRACTORS & ENGRS., Sacramento, Calif.	E	87.5	92.0	35	15	25	0	0	15	0	0	0	0	0
195	133	UNIVERSITY MECHANICAL CONTRACTORS INC., Mukilteo, Wash.	M	87.0	85.0	73	5	0	0	18	0	0	0	0	0	0
196	231	E.S. BOULOS CO., Westbrook, Maine	E	86.3	63.9	35	5	40	0	0	5	5	0	10	0	0
197	238	OIL CAPITAL ELECTRIC, Tulsa, Okla.	E/M	86.3	76.0	50	5	10	0	20	15	0	0	0	0	0
198	199	W.A. CHESTER LLC, Lanham, Md.	U	86.3	76.5	0	0	100	0	0	0	0	0	0	0	0
199	165	STARK EXCAVATING INC., Bloomington, Ill.	X/U/C	85.1	76.5	15	5	2	3	12	0	63	0	0	0	0
200	172	W & W GLASS LLC, Nanuet, N.Y.	G	85.0	110.0	85	0	0	0	0	0	15	0	0	0	0

FOOTNOTES: 153 = SOIL AND DREDGE TREATMENT, RECYCLING, AND DISPOSAL; 154 = MICRO-TUNNELING/SUB-AQUEOUS CABLE INSTALLATION; 160 = STEEL FABRICATION; 167 = CONCRETE CRUSHING; 171 = FIRE PROTECTION;

#09

SAFWAY GROUP, a 7,000-employee scaffolding and industrial-services contractor, is the highest-ranked firm to debut on the Top 600 this year.

RANK 2013	RANK 2012	FIRM	FIRM TYPE	2012 REVENUE (\$ MIL)		MARKETS (% OF 2012 REVENUE)									
				TOTAL REVENUE	NEW CONTRACTS	GENERAL BUILDING	MANUFACTURING	POWER	WATER SUPPLY	SEWER / WASTE	INDUS. / PETROLEUM	TRANSPORTATION	HAZARDOUS WASTE	TELECOM	
201	193	BAKER GROUP, Des Moines, Iowa ²⁰¹	M/SH	84.9	94.5	87	1	0	0	0	6	2	0	0	4
202	198	WEST VALLEY CONSTRUCTION CO. INC., Campbell, Calif. ²⁰²	U	84.6	86.8	0	0	11	78	5	0	0	0	6	
203	457	GEO-SOLUTIONS INC., New Kensington, Pa. ²⁰³	O	84.6	37.3	0	0	0	0	0	0	0	100	0	
204	**	HUSSUNG MECHANICAL CONTRACTORS INC., Louisville, Ky.	M	84.5	75.0	63	10	5	0	2	20	0	0	0	
205	156	SHAPIRO & DUNCAN INC., Rockville, Md.	M	83.8	105.0	92	0	0	0	0	0	8	0	0	
206	120	DUCCI ELECTRICAL CONTRACTORS INC., Torrington, Conn.	E	83.4	51.0	35	12	2	0	0	0	36	0	15	
207	253	CHERRY COS., Houston, Texas	O/D	83.0	3.9	0	0	0	0	0	0	0	0	0	
208	220	CONDON-JOHNSON & ASSOCIATES, Oakland, Calif.	X	82.7	50.0	25	0	10	10	0	0	50	0	0	
209	170	BIERLEIN, Midland, Mich.	D	81.8	66.0	15	40	10	0	0	35	0	0	0	
210	215	COMMONWEALTH ELECTRIC CO. OF THE MIDWEST, Lincoln, Neb.	E	81.0	72.5	61	0	8	0	0	19	4	0	4	
211	175	W.G. TOMKO INC., Finleyville, Pa.	M	80.0	65.1	90	5	0	0	0	0	5	0	0	
212	**	J DERENZO CO., Brockton, Mass.	X	80.0	97.0	100	0	0	0	0	0	0	0	0	
213	266	MOBLEY INDUSTRIAL SERVICES INC., Laporte, Texas ²¹³	P/O	80.0	80.0	0	0	0	0	0	100	0	0	0	
214	180	RYAN INC. CENTRAL, Janesville, Wis.	X	79.8	71.1	20	0	5	0	65	0	6	0	0	
215	261	TRI CITY ELECTRIC CO. OF IOWA, Davenport, Iowa	E	79.2	60.1	50	30	0	0	1	0	1	0	18	
216	197	CONCRETE STRATEGIES LLC, St. Louis, Mo.	C	79.0	53.4	35	45	0	0	0	0	20	0	0	
217	291	MATCO ELECTRIC CORP., Vestal, N.Y.	E	78.8	36.6	70	10	0	0	0	0	0	0	20	
218	293	BUCKNER COS., Graham, N.C.	ST	78.6	78.6	40	55	0	0	0	0	5	0	0	
219	233	FOUNDATION CONSTRUCTORS INC., Oakley, Calif.	X	78.3	90.1	54	0	6	0	3	2	35	0	0	
220	217	PIERCE ASSOCIATES INC., Alexandria, Va.	M	78.1	NA	100	0	0	0	0	0	0	0	0	
221	269	VEE-JAY CEMENT CONTRACTING CO. INC., St. Louis, Mo. ²²¹	C	77.5	86.7	60	15	0	0	0	15	10	0	0	
222	181	PAYNECREST ELECTRIC, St. Louis, Mo.	E	77.0	105.0	24	20	26	0	0	24	0	0	2	
223	207	NEWKIRK ELECTRIC, Muskegon, Mich.	E	76.8	68.0	1	6	20	1	4	6	6	0	22	
224	327	BIRDAIR INC., Amherst, N.Y.	R	76.5	98.0	100	0	0	0	0	0	0	0	0	
225	267	PAL ENVIRONMENTAL SERVICES, Long Island City, N.Y.	A	76.0	87.0	80	0	0	0	0	20	0	0	0	
226	304	CALIFORNIA DRYWALL CO., San Jose, Calif.	W	75.9	106.6	90	5	0	0	0	0	5	0	0	
227	218	RUTTURA & SONS CONSTRUCTION CO. INC., West Babylon, N.Y.	X	75.0	109.1	65	0	0	0	15	0	20	0	0	
228	211	WILSON ELECTRIC SERVICES CORP., Tempe, Ariz. ²²⁸	E/O	74.3	30.3	40	0	0	0	0	10	5	0	30	
229	214	THE TRI-M GROUP LLC, Kennett Square, Pa.	E	74.1	76.2	45	15	8	0	0	20	0	0	12	
230	258	J.B. HENDERSON CONSTRUCTION CO. INC., Albuquerque, N.M.	M	74.0	43.2	38	62	0	0	0	0	0	0	0	
231	247	TOPCOR COS. LLC, Baton Rouge, La. ²³¹	O	74.0	79.0	0	0	2	0	0	75	13	0	0	
232	263	STEINY AND CO. INC., Vallejo, Calif.	E	73.5	30.4	7	0	0	0	11	0	82	0	0	
233	295	DUNBAR MECHANICAL INC., Toledo, Ohio	M/ST	73.4	42.0	24	15	5	0	0	56	0	0	0	
234	219	UNIVERSAL BUILDERS SUPPLY INC., New Rochelle, N.Y. ²³⁴	O	73.3	29.2	100	0	0	0	0	0	0	0	0	
235	212	KELSO-BURNETT CO., Chicago, Ill.	E	73.2	82.0	59	16	13	0	0	0	0	0	11	
236	256	KENT COS., Grand Rapids, Mich.	C	72.8	81.6	70	10	0	0	0	10	10	0	0	
237	232	L.P.R. CONSTRUCTION CO., Loveland, Colo. ²³⁷	ST/M	72.0	102.0	30	0	35	0	0	35	0	0	0	
238	244	J. RANCK ELECTRIC INC., Mount Pleasant, Mich.	E	71.5	50.7	20	0	0	0	3	24	33	0	20	
239	268	G.M. MCCROSSIN INC., Bellefonte, Pa.	M/C/X	71.0	50.6	25	10	7	3	40	5	2	2	3	
240	**	RICHARD GOETTLE INC., Cincinnati, Ohio	X	70.9	74.6	10	10	25	10	10	10	25	0	0	
241	259	TEC INDUSTRIAL, Kingsport, Tenn.	E/M	70.3	73.8	0	5	11	0	0	81	0	0	3	
242	190	MIDSTATE MECHANICAL INC., Phoenix, Ariz.	M	70.0	69.5	100	0	0	0	0	0	0	0	0	
243	237	MUTH ELECTRIC INC., Mitchell, S.D.	E	69.7	55.2	59	8	3	6	5	9	4	0	6	
244	201	BAKER ELECTRIC INC., Escondido, Calif.	E	68.4	66.1	68	0	10	0	5	0	0	0	17	
245	**	NASHVILLE MACHINE CO. INC., Nashville, Tenn. ²⁴⁵	M/O/SH	67.7	64.9	75	15	0	0	0	10	0	0	0	
246	284	DIVERSIFIED UTILITY SERVICES INC., Bakersfield, Calif.	U	67.6	75.0	0	0	100	0	0	0	0	0	0	
247	264	PORT MORRIS TILE & MARBLE CORP., Bronx, N.Y. ²⁴⁷	O	67.6	75.0	100	0	0	0	0	0	0	0	0	
248	257	A.C. DELLOVADE INC., Canonsburg, Pa.	SH/G	65.5	59.2	25	30	25	0	0	10	10	0	0	
249	277	FAULCONER CONSTRUCTION CO. INC., Charlottesville, Va.	X/U	64.6	NA	0	0	10	15	15	0	60	0	0	
250	306	WAYNE BROTHERS INC., Kannapolis, N.C.	C/X	64.0	54.5	29	26	28	3	3	6	0	0	0	

FOOTNOTES: 201 = CONTROLS AND SECURITY; 202 = UNDERGROUND PIPELINE AND UTILITIES; 203 = SOIL STABILIZATION / ENVIR. REMEDIATION; 213 = INDUSTRIAL INSULATION AND SCAFFOLDING; 221 = COMMERCIAL POOLS; 228 = SPECIAL SYSTEMS; 231 = STRUCTURAL RESTORATION, PLASTIC PIPING SYSTEMS, ENVIRONMENTAL LINERS, RUBBER LINING, FABRICATION; 234 = SCAFFOLDING, HOISTING AND PROTECTION; 237 = MISC; 245 = MISC; 246 = TILE, MARBLE, TERRAZZO, EXTERIOR STONE

MMR GROUP INC. jumped up the list due to its work on the Kearl oil sands in Alberta, Canada, and on the Valero refinery expansion in St. Charles, La.

RANK 2013	RANK 2012	FIRM	FIRM TYPE	2012 REVENUE (\$ MIL)		MARKETS (% OF 2012 REVENUE)									
				TOTAL REVENUE	NEW CONTRACTS	GENERAL BUILDING	MANUFACTURING	POWER	WATER SUPPLY	SEWER / WASTE	INDUS. / PETROLEUM	TRANSPORTATION	HAZARDOUS WASTE	TELECOM	
251	**	SUPERIOR GUNITE, Lakeview Terrace, Calif.	C	64.0	59.7	35	0	7	5	4	2	47	0	0	
252	254	THOMAS G. GALLAGHER INC., Cambridge, Mass.	M	64.0	60.0	100	0	0	0	0	0	0	0	0	
253	262	COMNET COMMUNICATIONS LLC, Bethel, Conn. 253	O	63.9	59.9	88	2	0	0	0	0	0	0	10	
254	242	EDWIN L. HEIM CO., Harrisburg, Pa.	E/M	63.8	13.5	36	35	4	1	1	5	1	0	5	
255	**	HOLLAND ROOFING, Florence, Ky.	R	63.7	NA	50	45	0	0	0	5	0	0	0	
256	246	DYNATEN CORP., Fort Worth, Texas	M	63.0	61.0	86	5	0	0	0	9	0	0	0	
257	255	R.W. WARNER INC., Frederick, Md.	M	62.7	63.8	100	0	0	0	0	0	0	0	0	
258	86	CASEY INDUSTRIAL, Westminster, Colo.	M/E/ST	62.5	137.1	0	0	53	0	0	47	0	0	0	
259	**	UNITED GROUP SERVICES, Cincinnati, Ohio	M/ST	62.5	32.0	0	10	35	0	0	55	0	0	0	
260	209	VAN ERT ELECTRIC CO. INC., Wausau, Wis. 260	E	61.7	52.0	18	0	29	0	2	42	4	0	5	
261	240	PIC GROUP INC., Atlanta, Ga.	O/M	61.4	50.0	0	0	100	0	0	0	0	0	0	
262	225	DRILL TECH DRILLING & SHORING INC., Antioch, Calif.	X	60.8	112.0	20	0	0	20	0	10	50	0	0	
263	311	GSL ELECTRIC, Sandy, Utah 263	E	60.7	50.8	40	0	0	0	15	0	0	0	5	
264	252	THE BELDON GROUP, San Antonio, Texas 264	O/R	60.2	58.0	100	0	0	0	0	0	0	0	0	
265	206	HERMANSON CO. LLP, Kent, Wash.	M	60.0	90.0	87	10	0	0	3	0	0	0	0	
266	270	BAUER FOUNDATION CORP., Odessa, Fla. 266	X	59.7	39.4	0	0	2	98	0	0	0	0	0	
267	316	OKLAHOMA ELECTRICAL SUPPLY CO., Oklahoma City, Okla.	E	59.3	49.8	48	1	15	0	0	5	0	0	21	
268	234	RACHEL CONTRACTING INC., St. Michael, Minn.	X	58.6	59.3	19	0	19	1	1	32	6	0		
269	307	THE FARFIELD CO., Lititz, Pa.	E/M	58.2	85.7	96	0	0	0	0	0	4	0	0	
270	294	MAGNUS PACIFIC CORP., Roseville, Calif.	X/D	58.2	59.5	0	0	0	56	0	14	0	0	0	
271	288	MARINA LANDSCAPE INC., Anaheim, Calif. 271	O	58.0	45.0	20	0	5	5	5	0	65	0	0	
272	323	ALAKAI MECHANICAL CORP., Honolulu, Hawaii	M	57.9	59.5	100	0	0	0	0	0	0	0	0	
273	322	WYATT INC., Pittsburgh, Pa. 273	W/O	57.7	40.9	100	0	0	0	0	0	0	0	0	
274	**	SDB INC., Tempe, Ariz.	W	57.6	49.9	59	42	0	0	0	0	0	0	0	
275	305	MCGEE BROTHERS CO. INC., Monroe, N.C.	MA	57.4	NA	100	0	0	0	0	0	0	0	0	
276	354	TRI-STATE DRILLING INC., Hamel, Minn.	X	57.3	45.0	0	0	95	0	0	0	5	0	0	
277	309	TRAFFIC CONTROL DEVICES INC., Altamonte Springs, Fla.	E	57.0	59.4	0	0	0	0	0	0	100	0	0	
278	271	CLEVELAND CEMENT CONTRACTORS INC., Cleveland, Ohio	C	56.7	35.1	80	20	0	0	0	0	0	0	0	
279	365	NATIONAL STEEL CITY LLC, Plymouth, Mich.	ST	56.5	125.0	0	0	80	0	0	20	0	0	0	
280	329	CENTURY CONCRETE, Virginia Beach, Va.	C	56.4	51.8	75	0	0	0	0	0	25	0	0	
281	273	MIDASCO LLC, Elkridge, Md. 281	O/E	56.2	104.6	0	0	0	0	0	0	90	0	10	
282	**	GREAT LAKES PLUMBING & HEATING CO., Chicago, Ill.	M	56.0	75.5	100	0	0	0	0	0	0	0	0	
283	363	SURE STEEL INC., Sandy, Utah	ST	56.0	45.5	15	0	0	0	0	85	0	0	0	
284	**	MILLER INSULATION CO. INC., Bismarck, N.D. 284	O	56.0	17.9	27	0	0	0	0	73	0	0	0	
285	**	YEAROUT MECHANICAL INC., Albuquerque, N.M.	M	55.8	22.5	85	10	0	0	5	0	0	0	0	
286	202	CHARLES E. JARRELL CONTRACTING INC., Earth City, Mo.	M	55.6	55.6	100	0	0	0	0	0	0	0	0	
287	**	AEVENIA, Moorhead, Minn.	O	55.5	29.1	0	0	0	0	0	0	0	0	31	
288	338	TOWER GLASS INC., Santee, Calif.	G	55.0	NA	90	0	0	0	0	0	10	0	0	
289	330	WAYNE AUTOMATIC FIRE SPRINKLERS INC., Orlando, Fla. 289	O	54.8	53.6	100	0	0	0	0	0	0	0	0	
290	285	BRENT SCARBROUGH & CO., Fayetteville, Ga.	R	54.8	133.2	100	0	0	0	0	0	0	0	0	
291	296	TECHNO COATINGS INC., Anaheim, Calif.	P	54.8	51.9	10	10	30	10	10	10	10	0	0	
292	343	UNITED FORMING INC., Austell, Ga.	C	54.7	62.8	100	0	0	0	0	0	0	0	0	
293	366	PRECISION CONCRETE CONSTRUCTION INC., Alpharetta, Ga.	C	54.7	57.7	45	45	0	0	0	0	10	0	0	
294	299	DOUGLASS COLONY GROUP, Commerce City, Colo. 294	R/SH	54.1	59.0	93	0	0	0	0	0	0	0	0	
295	241	EDGERTON CONTRACTORS INC., Oak Creek, Wis.	X	53.7	56.1	50	0	18	0	0	0	30	0	0	
296	281	THOMAS INDUSTRIAL COATINGS INC., Pevely, Mo.	P	53.3	62.6	2	4	10	20	15	14	25	0	10	
297	429	UTILITY CONTRACTORS INC. (UCI), Wichita, Kan.	C/U	53.3	87.8	0	0	0	9	22	70	0	0	0	
298	308	B.T. MANCINI CO. INC., Milpitas, Calif. 298	SH/O	53.1	55.6	90	10	0	0	0	0	0	0	0	
299	292	SCHREIBER ROOFING, Wixom, Mich.	R	53.0	53.0	10	80	0	0	0	10	0	0	0	
300	168	THE SHOCKEY PRECAST GROUP, Winchester, Va.	C	53.0	30.1	100	0	0	0	0	0	0	0	0	

FOOTNOTES: 253 = TELECOM; 260 = TELECOM AND PHONE SYSTEMS; 263 = LOW-VOLTAGE SYSTEMS; 264 = LANDSCAPE; 271 = DRILLING; 273 = MILLWORK, EFS AND FIREPROOFING; FOOTNOTES: 281 = SIGNING AND INTELLIGENT TRANSPORTATION SYSTEMS; 284 = INSULATION; 289 = FIRE PROTECTION; 294 = SOLAR PV; 298 = INTERIOR TRADES;

RANK 2013	RANK 2012	FIRM	FIRM TYPE	2012 REVENUE (\$ MIL)		MARKETS (% OF 2012 REVENUE)									
				TOTAL REVENUE	NEW CONTRACTS	GENERAL BUILDING	MANUFACTURING	POWER	WATER SUPPLY	SEWER / WASTE	INDUS. / PETROLEUM	TRANSPORTATION	HAZARDOUS WASTE	TELECOM	
301	332	SHAW ELECTRIC CO., Southfield, Mich.	E	52.7	55.6	41	0	8	0	19	0	0	0	0	32
302	312	FD THOMAS INC., Medford, Ore.	P	52.0	54.3	15	20	0	10	15	5	30	5	0	0
303	476	PIPING & EQUIPMENT CO. INC., Wichita, Kan.	M	51.6	51.6	0	0	5	0	0	95	0	0	0	0
304	283	ERSHIGS INC., Bellingham, Wash.	M	51.4	97.4	0	0	75	0	2	17	0	5	1	0
305	310	POYNTER SHEET METAL, Bloomington, Ind.	SH	50.8	37.4	50	15	10	0	10	10	0	0	0	5
306	480	CEC ELECTRICAL INC., Fort Worth, Texas	E	50.7	75.5	41	25	0	0	0	0	0	0	0	0
307	290	LATITE ROOFING & SHEET METAL CO., Pompano Beach, Fla.	R	50.5	48.0	100	0	0	0	0	0	0	0	0	0
308	418	DALEY'S DRYWALL, Campbell, Calif.	W	50.1	42.2	100	0	0	0	0	0	0	0	0	0
309	297	BRUCE & MERRILEES ELECTRIC CO., New Castle, Pa.	E	50.0	75.0	0	0	5	0	0	25	50	0	0	0
310	272	IMCOR - INTERSTATE MECHANICAL CORP., Phoenix, Ariz. ³¹⁰	M/SH	50.0	50.0	41	20	5	0	5	0	10	0	0	0
311	282	SUPERIOR AIR HANDLING, Clearfield, Utah	SH	49.8	25.4	23	0	0	0	0	0	4	48	0	0
312	361	ENTERPRISE PROPERTIES INC., Omaha, Neb.	C	49.7	56.0	85	0	0	15	0	0	0	0	0	0
313	302	GREENWOOD INDUSTRIES INC., Millbury, Mass.	R	49.4	60.0	85	0	0	0	0	0	15	0	0	0
314	341	A & R MECHANICAL CONTRACTORS INC., Urbana, Ill. ³¹⁴	M/SH/O	49.3	15.0	72	0	0	0	0	0	0	0	0	0
315	230	MBR CONSTRUCTION SERVICES INC., Reading, Pa.	E/M	49.3	48.0	24	25	0	0	20	31	0	0	0	0
316	317	AVALOTIS CORP., Verona, Pa.	P	49.1	28.2	0	30	35	0	0	0	35	0	0	0
317	**	ARCHITECTURAL WALL SYSTEMS CO., West Des Moines, Iowa	SH/G	49.0	24.7	100	0	0	0	0	0	0	0	0	0
318	417	NORTHLAND CONCRETE & MASONRY CO. LLC, Burnsville, Minn.	C/MA	49.0	50.0	55	15	0	0	0	15	15	0	0	0
319	359	BAYSIDE INTERIORS INC., Fremont, Calif.	W	48.9	56.5	100	0	0	0	0	0	0	0	0	0
320	279	HARDY CORP., Birmingham, Ala.	M	48.9	49.6	90	0	0	0	0	10	0	0	0	0
321	506	KARAS & KARAS GLASS CO. INC., Boston, Mass.	G	48.7	65.6	100	0	0	0	0	0	0	0	0	0
322	243	THOMAS CO. INC., Egg Harbor Township, N.J.	R/SH	48.3	16.9	100	0	0	0	0	0	0	0	0	0
323	372	BASDEN STEEL CORP., Burleson, Texas	ST	48.3	52.2	89	0	0	0	0	11	0	0	0	0
324	349	CANNON & WENDT ELECTRIC CO. INC., Phoenix, Ariz.	E	48.2	52.8	97	0	0	0	0	0	0	0	0	3
325	298	HEPACO LLC, Charlotte, N.C. ³²⁵	O	48.1	73.5	0	0	0	0	0	0	0	100	0	0
326	324	TAYLOR ELECTRIC INC., Salt Lake City, Utah	E	47.6	33.2	95	5	0	0	0	0	0	0	0	0
327	301	BUIST ELECTRIC, Byron Center, Mich.	E	47.2	51.0	50	20	0	0	0	20	0	0	0	10
328	278	SYSTEMS CONTRACTING CORP., El Dorado, Ark.	M	47.1	47.1	0	10	0	0	0	85	0	0	0	0
329	320	A-C ELECTRIC CO., Bakersfield, Calif.	E	47.0	36.0	41	0	2	0	9	26	22	0	0	0
330	251	MID-CITY ELECTRIC CO., Columbus, Ohio ³³⁰	E	46.8	30.3	86	0	0	0	0	4	0	0	0	10
331	352	MCDADE-WOODCOCK INC., Albuquerque, N.M.	E	46.7	17.1	5	3	4	15	60	0	1	0	0	2
332	369	DGC CAPITAL CONTRACTING, Mount Vernon, N.Y. ³³²	O/D/G	46.5	41.0	85	0	0	0	0	0	0	0	0	0
333	335	PRECISION ENVIRONMENTAL CO., Independence, Ohio	A/D	46.4	52.6	0	0	0	0	0	0	0	85	0	0
334	426	THE PIPCO COS. LTD., Peoria, Ill. ³³⁴	M/O/U	46.3	38.5	20	20	10	10	5	15	0	0	0	0
335	**	PANELIZED STRUCTURES INC., Modesto, Calif. ³³⁵	O	46.1	54.2	100	0	0	0	0	0	0	0	0	0
336	286	ELDECO INC., Greenville, S.C.	E	46.1	59.2	25	50	0	0	0	25	0	0	0	0
337	280	KIMMINS CONTRACTING CORP., Tampa, Fla.	U/D	45.6	50.0	20	0	0	20	10	30	20	0	0	0
338	342	GREGORY ELECTRIC CO. INC., Columbia, S.C.	E	45.4	48.5	30	30	15	0	10	15	0	0	0	0
339	345	HACI MECHANICAL CONTRACTORS INC., Phoenix, Ariz.	M	45.3	49.5	83	0	0	0	1	0	12	0	0	5
340	334	JOHN A. PENNEY CO. INC., Cambridge, Mass.	E	45.3	37.0	90	0	0	0	0	0	0	0	0	0
341	405	PREMIER ELECTRICAL CORP., Brooklyn Park, Minn.	E	45.2	35.0	20	0	5	5	30	10	25	0	0	5
342	**	NATIONAL ENCLOSURE CO. LLC, Pontiac, Mich.	G	45.1	50.0	100	0	0	0	0	0	0	0	0	0
343	326	SCHLOUCH INC., Blandon, Pa.	X	45.0	44.2	80	3	5	0	0	0	12	0	0	0
344	235	FRISCHHERTZ ELECTRIC CO. INC., New Orleans, La.	E	45.0	43.8	100	0	0	0	0	0	0	0	0	0
345	313	J & S MECHANICAL CONTRACTORS INC., Draper, Utah	M	44.8	40.6	100	0	0	0	0	0	0	0	0	0
346	447	DS&D, Somerville, N.J. ³⁴⁶	O	44.8	33.4	0	0	0	0	0	0	0	0	0	0
347	**	FRANK M. BOOTH INC., Marysville, Calif.	M	44.7	93.0	95	0	0	0	0	2	3	0	0	0
348	360	DUNKIN & BUSH INC., Kirkland, Wash.	P	44.3	44.3	0	5	15	10	0	60	10	0	0	0
349	364	FERGUSON, Plainville, Conn.	M/E	44.2	47.7	100	0	0	0	0	0	0	0	0	0
350	318	GROUP BUILDERS INC., Honolulu, Hawaii	W	44.1	24.0	100	0	0	0	0	0	0	0	0	0

FOOTNOTES: 310 = PIPING AND PLUMBING; 314 = PLUMBING; 325 = TECHNOLOGY; 332 = FIXTURE INSTALLATION; 334 = FIRE SPRINKLER; 335 = ROOF STRUCTURE; 346 = CASEWORK/WALLS DISTRIBUTOR;

HAYWARD BAKER's parent company, Keller USA, acquired North American Caisson, Edmonton, Alberta, Canada, on July 15.

RANK 2013	RANK 2012	FIRM	FIRM TYPE	2012 REVENUE (\$ MIL)		MARKETS (% OF 2012 REVENUE)									
				TOTAL REVENUE	NEW CONTRACTS	GENERAL BUILDING	MANUFACTURING	POWER	WATER SUPPLY	SEWER / WASTE	INDUS. / PETROLEUM	TRANSPORTATION	HAZARDOUS WASTE	TELECOM	
351	328	BERGER ENGINEERING CO., Dallas, Texas	M	43.1	42.4	100	0	0	0	0	0	0	0	0	0
352	**	BRYANT-DURHAM ELECTRIC CO. INC., Durham, N.C.	E	42.6	44.3	31	0	0	0	0	0	21	0	0	
353	440	SARENS NORTH AMERICA, Alameda, Calif.	ST	42.5	NA	0	0	60	0	0	40	0	0	0	
354	371	PHILIPS BROS. ELECTRICAL CONTRACTORS INC., Glenmoore, Pa.	E	42.2	13.4	25	10	0	0	30	15	20	0	0	
355	314	FEYEN ZYLSTRA LLC, Grand Rapids, Mich.	E	42.2	58.5	27	30	4	0	0	19	0	0	20	
356	315	CAID INDUSTRIES INC., Tucson, Ariz. 356	O/SH/M	42.0	45.0	10	20	10	10	5	40	5	0	0	
357	437	READY ELECTRIC CO. INC., Louisville, Ky.	E	41.4	30.0	65	0	5	0	0	30	0	0	0	
358	260	E LIGHT ELECTRIC SERVICES INC., Englewood, Colo.	E	41.3	38.4	30	0	70	0	0	0	0	0	0	
359	410	JOHNSON & JORDAN INC., Scarborough, Maine	M	41.2	22.7	99	1	0	0	0	0	0	0	0	
360	463	KOONTZ ELECTRIC CO. INC., Morrilton, Ark.	E	41.2	18.9	0	5	75	5	0	10	5	0	0	
361	340	MARKHAM CONTRACTING CO. INC., Phoenix, Ariz. 361	X	40.9	58.8	51	0	5	0	0	0	44	0	0	
362	346	THE DIGESARE GROUP, Schenectady, N.Y.	M	40.5	30.0	90	0	0	0	0	0	10	0	0	
363	431	WHITE ELECTRICAL CONSTRUCTION CO., Atlanta, Ga.	E	40.0	40.0	0	30	30	0	0	30	0	0	10	
364	319	ALBIN CARLSON & CO., Lisle, Ill.	C	39.7	2.7	5	0	0	0	0	0	95	0	0	
365	**	SOUTHERN CONTRACTING CO., San Marcos, Calif.	E	39.5	35.4	0	0	10	15	75	0	0	0	0	
366	289	COFFMAN EXCAVATION INC., Oregon City, Ore.	X/U	39.4	57.5	15	85	0	0	0	0	0	0	0	
367	348	MEISNER ELECTRIC INC., Delray Beach, Fla.	E	39.3	54.1	92	4	0	0	1	0	0	0	3	
368	400	SERETTA CONSTRUCTION INC., Orlando, Fla.	C	39.0	39.0	85	10	0	0	0	5	0	0	0	
369	396	CENTURY STEEL ERECTORS, Dravosburg, Pa.	ST	39.0	40.4	40	0	0	0	0	40	20	0	0	
370	486	ENVIRONMENTAL REMEDIATION SERVICES INC., Schenectady, N.Y.	A	38.9	49.0	0	0	0	0	0	0	0	100	0	
371	353	GRIBBINS INSULATION CO. INC., Evansville, Ind. 371	O	38.7	30.3	10	5	55	0	0	30	0	0	0	
372	**	THE BULLDOG GROUP INC., Winston-Salem, N.C.	R	38.7	37.8	82	18	0	0	0	0	0	0	0	
373	276	ACTION ELECTRICAL & MECHANICAL CONTRACTORS, Smyrna, Ga.	E/M	38.7	29.8	15	31	5	0	0	2	0	0	2	
374	444	NETWORK INFRASTRUCTURE INC., Hempstead, N.Y.	U	38.5	47.4	0	0	0	0	0	0	0	0	10	
375	347	SEEDORFF MASONRY INC., Strawberry Point, Iowa	MA	38.4	38.7	60	10	0	0	5	10	5	0	0	
376	358	PERLECTRIC INC., Fairfax, Va.	E	38.3	47.2	85	5	0	0	0	5	0	0	5	
377	397	KPOST CO., Dallas, Texas 377	R	38.3	44.5	70	15	0	0	0	0	5	0	0	
378	373	THOMPSON ELECTRIC CO., Sioux City, Iowa	E	37.9	37.9	60	10	0	0	7	22	0	0	1	
379	398	CROWTHER ROOFING & SHEET METAL OF FL INC., Fort Myers, Fla.	R/SH	37.6	19.9	70	5	0	0	5	0	10	0	10	
380	339	CA LINDMAN COS., Jessup, Md.	MA/C	37.3	34.6	90	0	0	3	0	5	2	0	0	
381	377	DALMATIAN FIRE INC., Indianapolis, Ind. 381	O	37.2	31.0	70	15	5	0	0	10	0	0	0	
382	385	DURR HEAVY CONSTRUCTION, Harahan, La.	X/C	37.0	25.6	100	0	0	0	0	0	0	0	0	
383	392	CONCRETE STRUCTURES OF THE MIDWEST INC., West Chicago, Ill.	C	36.8	17.2	73	0	0	0	0	0	27	0	0	
384	333	MILLER BONDED INC., Albuquerque, N.M.	M	36.6	36.2	100	0	0	0	0	0	0	0	0	
385	433	SUNWEST ELECTRIC INC., Anaheim, Calif.	E	36.6	48.8	90	9	0	0	0	0	0	0	1	
386	421	SOWLES CO., Shakopee, Minn.	ST	36.3	25.2	46	36	2	6	2	3	5	0	0	
387	**	ICON MECHANICAL CONSTRUCTION & ENGINEERING LLC, Granite City, Ill.	M	36.1	24.6	40	0	0	0	0	60	0	0	0	
388	450	SWANSON & YOUNGDALE INC., Minneapolis, Minn.	P	36.1	27.6	72	0	6	0	5	15	2	0	0	
389	357	BEARD CONSTRUCTION GROUP LLC, Port Allen, La.	X	36.0	30.0	0	0	4	0	8	82	6	0	0	
390	443	KOVACH INC., Chandler, Ariz.	G/W	36.0	43.5	80	0	0	0	0	0	20	0	0	
391	**	OMEGA DEMOLITION CORP., Elgin, Ill.	D	36.0	44.0	35	10	5	0	0	5	40	5	0	
392	**	GAMMA WINDOWS AND WALLS INTERNATIONAL INC., Miami, Fla.	G	35.7	92.0	100	0	0	0	0	0	0	0	0	
393	331	DEE CRAMER INC., Grand Blanc, Mich.	SH	35.6	27.6	65	30	0	0	5	0	0	0	0	
394	497	FOUNTAIN CONSTRUCTION CO. INC., Jackson, Miss. 394	O/E	35.4	25.0	100	0	0	0	0	0	0	0	0	
395	**	PITTSBURG TANK AND TOWER CO. INC., Henderson, Ky.	ST	35.3	NA	0	0	50	0	0	20	0	30	0	
396	344	VELLUTINI CORP. DBA ROYAL ELECTRIC CO., Sacramento, Calif.	E	35.2	48.8	45	0	0	0	0	0	55	0	0	
397	**	HALEY-GREER INC., Dallas, Texas	G	35.0	35.0	100	0	0	0	0	0	0	0	0	
398	350	SIERRA DETENTION SYSTEMS INC., Brighton, Colo. 398	O	35.0	60.7	100	0	0	0	0	0	0	0	0	
399	411	BROADWAY ELECTRIC INC., Elk Grove Village, Ill.	E	34.9	42.0	85	0	0	0	0	5	0	0	10	
400	388	CULLUM MECHANICAL CONSTRUCTION INC., Charleston, S.C.	M	34.8	30.8	83	17	0	0	0	0	0	0	0	

FOOTNOTES: 356 = TANKS/STEEL FABRICATION; 361 = SITEMWORK; EXCAVATION; 371 = MECHANICAL INSULATION; 377 = HVAC AND WP; 381 = FIRE SPRINKLERS; 394 = GENERAL CONSTRUCTION TRADES; 398 = HIGH SECURITY ELECTRICAL/DETENTION EQUIP.

RANK 2013	RANK 2012	FIRM	FIRM TYPE	2012 REVENUE (\$ MIL)		MARKETS (% OF 2012 REVENUE)										
				TOTAL REVENUE	NEW CONTRACTS	GENERAL BUILDING	MANUFACTURING	POWER	WATER SUPPLY	SEWER / WASTE	INDUS. / PETROLEUM	TRANSPORTATION	HAZARDOUS WASTE	TELECOM		
401	478	R.T. MOORE CO. INC., Indianapolis, Ind. ⁴⁰¹	M	34.8	NA	100	0	0	0	0	0	0	0	0	0	0
402	428	GAINES AND CO., Reisterstown, Md.	U	34.7	45.0	95	0	0	5	0	0	0	0	0	0	0
403	442	INTERNATIONAL CHIMNEY CORP., Buffalo, N.Y.	C/MA/D	34.6	44.2	7	5	30	5	3	32	2	5	5		
404	**	BURNS & SCALO ROOFING CO. INC., Pittsburgh, Pa.	R	34.5	28.6	75	15	0	0	0	0	10	0	0		
405	384	KENMOR ELECTRIC CO. LP, Houston, Texas	E	34.5	73.8	98	0	0	0	0	0	0	0	0	2	
406	445	CENTRAL CEILINGS INC., South Easton, Mass.	W	34.1	32.3	100	0	0	0	0	0	0	0	0		
407	455	ORNDORFF & SPAID INC., Beltsville, Md.	R/SH	33.9	32.6	80	10	0	0	0	10	0	0	0		
408	403	DESIGN ELECTRIC INC., Charlottesville, Va. ⁴⁰⁸	E/O	33.6	35.0	50	3	10	1	3	10	8	0	15		
409	451	FLAGGER FORCE TRAFFIC CONTROL SERVICES LLC, Hummelstown, Pa. ⁴⁰⁹	O	33.3	40.0	0	0	0	0	0	0	100	0	0		
410	467	ACOUSTIC CEILING AND PARTITION CO., Ann Arbor, Mich.	W	33.2	28.9	100	0	0	0	0	0	0	0	0		
411	**	ALLIANCE GLAZING TECHNOLOGIES, Romeoville, Ill.	G	33.1	30.4	100	0	0	0	0	0	0	0	0		
412	489	THE CIRCLE GROUP, Atlanta, Ga.	W	32.6	36.4	100	0	0	0	0	0	0	0	0		
413	539	FLY & FORM INC., Atlanta, Ga.	C	32.6	48.5	100	0	0	0	0	0	0	0	0		
414	370	H. R. ALLEN INC., Charleston, S.C.	E	32.6	25.0	85	15	0	0	0	0	0	0	0		
415	419	M&D MECHANICAL CONTRACTORS INC., Decatur, Ala.	M	32.5	33.8	40	30	0	0	0	30	0	0	0		
416	**	DESERT MECHANICAL INC., Las Vegas, Nev.	M	32.4	121.6	37	0	0	0	0	0	63	0	0		
417	414	BOYETT CONSTRUCTION INC., Hayward, Calif.	W	32.0	45.0	100	0	0	0	0	0	0	0	0		
418	422	ASCHINGER ELECTRIC CO., Fenton, Mo.	E	32.0	33.0	40	10	0	0	0	15	20	0	15		
419	386	HARTMAN WALSH INDUSTRIAL, St. Louis, Mo.	P	32.0	NA	0	20	20	5	10	25	15	5	0		
420	487	ASCHER BROTHERS CO. INC., Chicago, Ill.	P	31.7	31.7	100	0	0	0	0	0	0	0	0		
421	368	GOYETTE MECHANICAL CO., Flint, Mich.	M/E/SH	31.6	36.0	85	15	0	0	0	0	0	0	0		
422	420	UNITED RIGGERS & ERECTORS INC., Walnut, Calif.	M/ST/C	31.4	28.6	10	20	10	0	20	40	0	0	0		
423	381	TJ WIES CONTRACTING INC., Lake St. Louis, Mo.	W	31.4	29.9	100	0	0	0	0	0	0	0	0		
424	367	THORNE ASSOCIATES INC., Chicago, Ill.	W	31.2	29.7	100	0	0	0	0	0	0	0	0		
425	512	TRUESDELL CORP., Tempe, Ariz. ⁴²⁵	C	31.1	36.7	5	0	0	5	0	0	90	0	0		
426	416	JOHN J. CAMPBELL ROOFING, Memphis, Tenn.	R	31.0	32.5	75	20	0	0	0	5	0	0	0		
427	**	LINDER AND ASSOCIATES INC., Wichita, Kan.	E	30.7	18.0	32	68	0	1	0	0	0	0	0		
428	525	MAYERS ELECTRIC CO. INC., Cincinnati, Ohio	E	30.4	27.4	51	22	5	0	3	11	0	2	6		
429	430	CASTLE CONTRACTING LLC, St. Louis, Mo.	X	30.2	29.7	72	6	11	0	3	0	8	0	0		
430	493	IHP INDUSTRIAL INC., St. Joseph, Mo.	M	30.2	25.3	20	20	20	0	0	40	0	0	0		
431	**	ROOF DIAGNOSTICS SOLAR, Wall, N.J. ⁴³¹	O	30.2	46.2	0	0	0	0	0	0	0	0	0		
432	**	TARLTON AND SON INC., Fresno, Calif.	W	30.2	36.6	100	0	0	0	0	0	0	0	0		
433	407	C.P. WARD INC., Scottsville, N.Y. ⁴³³	O	30.0	13.7	5	0	0	5	5	0	85	0	0		
434	449	YOUNG PLUMBING & HEATING, Waterloo, Iowa	M	29.7	23.2	74	26	0	0	0	0	0	0	0		
435	**	O.C. McDONALD CO. INC., San Jose, Calif. ⁴³⁵	M	29.7	18.6	100	0	0	0	0	0	0	0	0		
436	423	H.T. SWEENEY & SON INC., Brookhaven, Pa.	X	29.3	17.3	54	6	10	0	0	25	5	0	0		
437	**	SARATOGA ROOFING & CONSTRUCTION, Oklahoma City, Okla.	R	29.3	35.0	100	0	0	0	0	0	0	0	0		
438	**	BARNES & DODGE INC., Lenexa, Kan.	SH/M	29.2	16.4	25	70	0	0	5	0	0	0	0		
439	402	ADRIAN L. MERTON INC., Capitol Heights, Md.	M	29.2	32.0	100	0	0	0	0	0	0	0	0		
440	393	B. FRANK JOY, Hyattsville, Md.	U	29.1	17.3	21	0	54	0	16	0	0	0	9		
441	530	KING OF TEXAS ROOFING CO. LP, Grand Prairie, Texas	R	28.7	34.0	90	10	0	0	0	0	0	0	0		
442	505	EVERGREEN ARCHITECTURAL ARTS INC., New York, N.Y. ⁴⁴²	W/O/P	28.5	32.5	90	0	0	0	0	0	10	0	0		
443	466	SUPERIOR RIGGING & ERECTING CO. INC., Atlanta, Ga. ⁴⁴³	ST/O	28.5	25.0	70	10	0	0	0	5	15	0	0		
444	**	GRAZZINI BROTHERS & CO., St. Paul, Minn.	O	28.3	24.5	93	0	0	0	0	0	7	0	0		
445	483	APG ELECTRIC INC., Clearwater, Fla.	E	28.3	21.7	85	5	0	0	0	0	0	0	10		
446	424	ASSOCIATED MECHANICAL CONTRACTORS INC., Montgomery, Ala.	M/U	28.2	22.0	65	0	20	0	0	15	0	0	0		
447	**	EAS CONTRACTING LP, Farmers Branch, Texas	E/C	27.8	9.1	0	0	0	0	0	0	100	0	0		
448	**	HELLER ELECTRIC CO. INC., Brandywine, Md.	E	27.8	17.5	85	0	0	0	0	0	0	0	15		
449	412	EVANS ROOFING CO. INC., Elmira, N.Y.	R/SH	27.7	25.9	12	10	0	0	0	68	0	0	10		
450	390	GARDNER ZEMKE CO., Albuquerque, N.M.	E	27.7	44.1	38	0	20	8	0	0	31	0	0		

FOOTNOTES: 401 = PLUMBING; 408 = TELECOMMUNICATIONS; 409 = TRAFFIC CONTROL; 425 = CONCRETE REPAIR; 431 = SOLAR; 433 = HEAVY HIGHWAY; 435 = PLUMBING/PIPING (25%); 442 = RESTORATION SERVICES; 443 = RIGGING AND CRANE RENTAL;

BAKERTRIANGLE has opened a 65,000-sq-ft prefabrication plant to make exterior panels and gypsum shapes, among other items.

RANK		FIRM	FIRM TYPE	2012 REVENUE (\$ MIL)		MARKETS (% OF 2012 REVENUE)									
2013	2012			TOTAL REVENUE	NEW CONTRACTS	GENERAL BUILDING	MANUFACTURING	POWER	WATER SUPPLY	SEWER / WASTE	INDUS. / PETROLEUM	TRANSPORTATION	HAZARDOUS WASTE	TELECOM	
451	460	GREGG ELECTRIC INC., Ontario, Calif.	E	27.7	28.6	80	0	0	0	0	0	0	0	0	
452	459	SUN VALLEY MASONRY INC., Phoenix, Ariz.	MA	27.6	27.6	82	10	0	0	0	0	8	0	0	
453	446	WALDROP MECHANICAL SERVICES, Spartanburg, S.C. ⁴⁵³	M/SH	27.5	16.5	75	25	0	0	0	0	0	0	0	
454	448	POWER PIPING CO., Pittsburgh, Pa.	M	27.5	33.0	0	0	15	0	0	60	0	0	0	
455	**	WOLVERINE FIRE PROTECTION CO., Mt. Morris, Mich. ⁴⁵⁵	O	27.5	18.0	20	25	15	0	0	15	25	0	0	
456	**	CROCKETT FACILITIES SERVICES, Bowie, Md.	M	27.3	23.5	100	0	0	0	0	0	0	0	0	
457	391	SHORELINE FOUNDATION INC., West Park, Fla. ⁴⁵⁷	O/X	27.2	19.3	0	0	0	0	0	0	25	0	0	
458	**	BRIGGS ELECTRIC INC., Tustin, Calif.	E	27.1	17.0	90	0	0	0	0	0	0	0	10	
459	425	ADVANCETEC LLC, Richmond, Va. ⁴⁵⁹	O	27.0	32.0	0	0	0	0	0	0	0	0	0	
460	475	LUSE THERMAL TECHNOLOGIES LLC, Aurora, Ill. ⁴⁶⁰	O/A	27.0	29.9	20	0	20	0	5	25	0	30	0	
461	435	HIS CONSTRUCTORS INC., Indianapolis, Ind. ⁴⁶¹	O/C	26.9	44.3	0	0	60	0	0	0	20	20	0	
462	507	JOHNSON-DAVIS INC., Lantana, Fla.	U	26.8	28.5	0	0	0	20	80	0	0	0	0	
463	**	FINROCK INDUSTRIES, Apopka, Fla.	C	26.6	24.8	100	0	0	0	0	0	0	0	0	
464	464	BUESING CORP., Phoenix, Ariz. ⁴⁶⁴	P/X	26.5	19.2	23	4	68	0	2	0	3	0	0	
465	382	TEXAS SCENIC CO., San Antonio, Texas ⁴⁶⁵	O	26.5	28.7	0	0	0	0	0	0	0	0	0	
466	387	NABCO MECHANICAL & ELECTRICAL INC., Conway, Ark.	M/E	26.5	17.1	88	12	0	0	0	0	0	0	0	
467	510	SPACECON SPECIALTY CONTRACTORS LLC, Colorado Springs, Colo. ⁴⁶⁷	W	26.4	26.4	100	0	0	0	0	0	0	0	0	
468	492	ALL STATE CONSTRUCTION INC., Farmington, Conn. ⁴⁶⁸	M	26.4	24.6	2	2	13	36	4	43	0	0	0	
469	511	SIERRA PACIFIC WEST INC., Vista, Calif.	X	26.4	19.0	75	0	0	0	0	0	25	0	0	
470	494	ASSOCIATED MECHANICAL CONTRACTORS INC., Shakopee, Minn.	M	26.3	34.5	100	0	0	0	0	0	0	0	0	
471	462	THE POOL CO. INC., Tacoma, Wash. ⁴⁷¹	O	26.2	30.1	100	0	0	0	0	0	0	0	0	
472	438	ACE ELECTRIC INC., Valdosta, Ga.	E	26.1	23.9	23	0	0	0	5	2	1	0	10	
473	481	O'ROURKE WRECKING CO., Cincinnati, Ohio	D	26.1	23.9	20	20	20	0	5	20	5	10	0	
474	453	GRIFFIN DEWATERING CORP., Houston, Texas ⁴⁷⁴	O	26.0	26.0	12	0	20	25	15	20	8	0	0	
475	436	CANTERA CONCRETE CO. LLC, Tulsa, Okla.	C	25.8	22.1	79	0	0	0	5	15	1	0	0	
476	351	AREA ERECTORS INC., Rockford, Ill.	ST	25.8	31.2	60	20	0	0	5	5	10	0	0	
477	545	BAMCO INC., Middlesex, N.J.	W	25.7	19.7	100	0	0	0	0	0	0	0	0	
478	537	W.B. GUIMARIN & CO., Columbia, S.C.	M	25.4	28.7	90	10	0	0	0	0	0	0	0	
479	375	JOSLIN CONSTRUCTION, Porter, Texas	U/X	25.4	25.4	100	0	0	0	0	0	0	0	0	
480	490	JERRY THOMPSON & SONS PAINTING INC., San Rafael, Calif.	P	25.4	28.4	80	5	0	0	0	0	10	0	0	
481	531	AJAY GLASS & MIRROR CO. INC., Canandaigua, N.Y.	G	25.3	50.5	100	0	0	0	0	0	0	0	0	
482	503	SHELLEY ELECTRIC INC., Wichita, Kan.	E	25.3	28.6	10	10	0	10	30	30	10	0	0	
483	**	ACS SYSTEM ASSOCIATES, Mt. Vernon, N.Y.	M	25.0	25.0	100	0	0	0	0	0	0	0	0	
484	473	W.D. MANOR MECHANICAL CONTRACTORS INC., Phoenix, Ariz.	M	25.0	35.0	0	15	0	0	0	0	0	0	0	
485	482	MIDWEST STEEL CO. INC., Houston, Texas	D	24.7	20.2	0	5	0	0	0	95	0	0	0	
486	**	RHP MECHANICAL SYSTEMS, Reno, Nev.	M	24.7	18.0	40	30	0	0	0	30	0	0	0	
487	491	MARR SCAFFOLDING CO., Boston, Mass. ⁴⁸⁷	O	24.4	16.3	0	0	0	0	0	0	0	0	0	
488	**	BECKSTROM ELECTRIC, Purcellville, Va.	E	24.2	21.9	97	0	0	0	3	0	0	0	0	
489	379	DANNY'S CONSTRUCTION CO. INC., Shakopee, Minn.	ST	24.1	42.0	37	0	0	0	0	4	39	0	0	
490	485	CIRCLE B CONSTRUCTION, Indianapolis, Ind. ⁴⁹⁰	W	23.8	24.8	100	0	0	0	0	0	0	0	0	
491	529	GOODMAN DECORATING CO., Atlanta, Ga.	W/P	23.8	41.3	100	0	0	0	0	0	0	0	0	
492	378	NORTH AMERICAN DISMANTLING CORP., Lapeer, Mich.	D	23.7	31.0	20	50	15	0	0	10	0	5	0	
493	560	SERVICE PAINTING OF FLORIDA, Fort Myers, Fla.	P	23.6	22.5	65	15	0	0	20	0	0	0	0	
494	500	SPECIALTY FINISHES INC., Atlanta, Ga.	P	23.4	25.5	100	0	0	0	0	0	0	0	0	
495	542	FISCHBACH & MOORE ELECTRIC GROUP LLC, Boston, Mass.	E	23.2	15.0	30	0	0	0	0	0	47	0	0	
496	469	LONG PAINTING CO., Kent, Wash.	P	23.2	21.1	35	20	5	10	5	15	5	0	5	
497	528	INTEX ELECTRICAL CONTRACTORS INC., Forney, Texas ⁴⁹⁷	E	23.2	9.9	100	0	0	0	0	0	0	0	0	
498	499	COMMERCIAL ROOFERS INC., Las Vegas, Nev.	R	23.1	19.9	100	0	0	0	0	0	0	0	0	
499	441	LELAND COLLIER ELECTRIC CO., Waco, Texas	E	23.1	34.8	100	0	0	0	0	0	0	0	0	
500	533	ATS DRILLING INC., Fort Worth, Texas	X	22.9	19.1	5	0	0	20	0	0	75	0	0	

FOOTNOTES: ⁴⁵³ = PLUMBING; ⁴⁵⁵ = MARINE; ⁴⁵⁹ = CLEAN-ROOM CONSTRUCTION; ⁴⁶⁰ = MECHANICAL INSULATION; ⁴⁶¹ = ENVIRONMENTAL REMEDIATION; ⁴⁶⁴ = SOLAR POWER; ⁴⁶⁵ = THEATRICAL EQUIPMENT; ⁴⁶⁷ = DRYWALL AND INSULATION; ⁴⁶⁸ = FIRE SUPPRESSION AND DETECTION SYSTEMS; ⁴⁶⁹ = AQUATICS CONSTRUCTION; ⁴⁷⁴ = SPECIALTY CONSTRUCTION; ⁴⁸⁷ = ALL EXCEPT STEEL; ⁴⁹⁰ = FIREPROOFING; ⁴⁹⁷ = PLUMBING;

KOONTZ ELECTRIC completed phase two of a solar microgrid project at Fort Hunter Liggett, Calif., one of six U.S. Army net-zero pilot installations.

RANK 2013	RANK 2012	FIRM	FIRM TYPE	2012 REVENUE (\$ MIL)		MARKETS (% OF 2012 REVENUE)									
				TOTAL REVENUE	NEW CONTRACTS	GENERAL BUILDING	MANUFACTURING	POWER	WATER SUPPLY	SEWER / WASTE	INDUS. / PETROLEUM	TRANSPORTATION	HAZARDOUS WASTE	TELECOM	
501	526	GIROUX GLASS INC., Los Angeles, Calif.	G	22.8	NA	95	0	0	0	0	0	5	0	0	
502	516	MILLER DRUCK SPECIALTY CONTRACTING INC., New York, N.Y. 502	O	22.5	33.0	48	0	0	0	0	0	30	0	0	
503	**	SHARLEN ELECTRIC CO., Chicago, Ill.	E	22.5	31.3	68	3	0	0	0	10	0	15	5	
504	514	MIDWEST SERVICE GROUP, St. Peters, Mo. 504	A/D	22.5	22.5	20	0	0	0	0	5	0	75	0	
505	**	WRIGLEY MECHANICAL INC., Fargo, N.D.	M	22.0	8.0	10	0	35	0	0	55	0	0	0	
506	556	OLD NORTH STATE MASONRY LLC, Matthews, N.C.	MA	21.6	17.0	75	25	0	0	0	0	0	0	0	
507	527	PATRIOT ERECTORS INC., Dripping Springs, Texas	ST	21.6	17.4	80	20	0	0	0	0	0	0	0	
508	**	WINTER ENVIRONMENTAL, DIV. OF WINTER CONSTR. CO., Norcross, Ga. 508	O/A	21.3	13.4	0	0	0	0	0	0	0	100	0	
509	520	CSE INC., Madison Heights, Va.	ST	21.2	19.0	35	15	10	0	0	35	5	0	0	
510	**	LEGACY MECHANICAL INC., Wheat Ridge, Colo.	M/SH	21.1	22.5	55	5	10	0	0	10	20	0	0	
511	552	PRISM RESPONSE INC., Export, Pa.	A	21.0	24.0	0	0	0	0	0	0	0	100	0	
512	513	VIDIMOS INC., East Chicago, Ind.	SH	21.0	21.0	0	25	15	0	0	60	0	0	0	
513	517	ALL-SOUTH SUBCONTRACTORS INC., Birmingham, Ala. 513	R/O	20.8	17.0	70	20	0	0	0	0	10	0	0	
514	541	GRAYDAZE CONTRACTING INC., Alpharetta, Ga.	P	20.7	21.3	67	13	9	0	11	0	0	0	0	
515	508	BUILDING SERVICE INC., Milwaukee, Wis. 515	W/P	20.5	21.5	60	40	0	0	0	0	0	0	0	
516	532	DEMOLITION & ASBESTOS REMOVAL INC., Greensboro, N.C.	A/D	20.4	19.3	15	0	0	0	0	0	0	85	0	
517	535	FENTON, Cincinnati, Ohio	ST/C	20.4	20.4	0	15	15	0	0	20	50	0	0	
518	519	PEOPLES ELECTRICAL CO. INC., St. Paul, Minn.	E	20.2	12.5	70	0	0	0	0	0	10	0	20	
519	554	WAYNE'S ROOFING INC., Sumner, Wash.	R	20.2	22.1	98	2	0	0	0	0	0	0	0	
520	502	EHRET INC., Belleville, Ill.	M/U	20.2	8.6	62	0	0	38	0	0	0	0	0	
521	596	MASONRY ARTS INC., Bessemer, Ala.	MA	20.1	5.5	95	0	0	0	0	5	0	0	0	
522	583	ROOFING SOLUTIONS, Prairieville, La.	R	20.1	25.5	100	0	0	0	0	0	0	0	0	
523	522	JOHN J. SMITH MASONRY CO., St. Louis, Mo.	MA	20.1	20.1	81	0	12	0	0	0	0	0	7	
524	548	OHIO VALLEY ELECTRICAL SERVICES LLC, Cincinnati, Ohio	E	20.0	17.5	60	20	0	0	0	20	0	0	0	
525	570	ADAMS & SMITH INC., Linton, Utah	ST	19.9	12.3	45	0	0	0	0	0	55	0	0	
526	399	D.W. NICHOLSON CORP., Hayward, Calif. 526	M/E	19.9	33.8	10	15	0	0	10	15	50	0	0	
527	**	D&F INDUSTRIES INC., Pharr, Texas	M/E	19.5	10.4	100	0	0	0	0	0	0	0	0	
528	**	SHIELDS INC., Winston-Salem, N.C. 528	W	19.4	26.7	90	10	0	0	0	0	0	0	0	
529	593	AAC CONTRACTING INC., Rochester, N.Y. 529	A	19.3	21.9	100	0	0	0	0	0	0	0	0	
530	504	HARDROCK CONCRETE PLACEMENT CO. INC., Phoenix, Ariz.	C	19.3	21.6	100	0	0	0	0	0	0	0	0	
531	**	PYRAMID MASONRY CONTRACTORS INC., Decatur, Ga.	MA	19.2	17.2	72	17	5	0	0	0	6	0	0	
532	524	HOOVER CONSTRUCTION CO., Virginia, Minn. 532	O/X	19.0	19.0	0	0	1	0	0	79	20	0	0	
533	587	RAM ACOUSTICAL CORP., Beaver Falls, Pa.	W	19.0	22.7	100	0	0	0	0	0	0	0	0	
534	590	THE HOLBROOK CO. INC., Grand Prairie, Texas	X/D	18.6	21.4	73	6	0	0	0	9	12	0	0	
535	572	BEACON PIPING CO., Canton, Mass.	M	18.5	20.1	20	10	60	0	0	10	0	0	0	
536	465	WEIFIELD GROUP CONTRACTING, Denver, Colo.	E	18.3	27.8	94	0	5	0	0	0	0	0	1	
537	**	THE WITMER GROUP, Mount Joy, Pa. 537	MA	18.2	17.8	100	0	0	0	0	0	0	0	0	
538	540	HARGROVE ELECTRIC CO. INC., Dallas, Texas	E	18.2	16.5	50	15	0	0	0	20	0	0	15	
539	**	WOODLAND CONSTRUCTION CO. INC., Jupiter, Fla.	C	18.1	21.3	100	0	0	0	0	0	0	0	0	
540	562	RGB MECHANICAL CONTRACTORS INC., Jonesboro, Ark.	M/E/SH	18.0	16.2	85	10	0	0	0	5	0	0	0	
541	362	THOMARIOS, Akron, Ohio 541	P	18.0	17.2	66	0	31	1	0	0	0	3	0	
542	472	DEL MONTE ELECTRIC, Dublin, Calif.	E	18.0	18.0	70	0	30	0	0	0	0	0	0	
543	521	R. BAKER & SON ALL INDUSTRIAL SERVICES, Red Bank, N.J.	D/A	18.0	18.0	4	10	10	10	10	42	10	2	2	
544	**	AMERICAN CONSTRUCTION CO. INC., Tacoma, Wash. 544	O	18.0	27.0	0	0	0	0	0	4	96	0	0	
545	558	COMPREHENSIVE ENERGY SERVICES INC., Longwood, Fla.	M	17.9	17.9	85	5	0	0	0	10	0	0	0	
546	551	BHW SHEET METAL CO., Jonesboro, Ga.	SH	17.8	11.9	0	0	0	0	0	0	0	0	0	
547	**	SPRAY SYSTEMS OF ARIZONA INC., Tempe, Ariz. 547	A/O	17.8	15.5	0	0	0	0	0	0	0	100	0	
548	536	PIEDMONT MECHANICAL INC., Spartanburg, S.C.	M	17.8	13.3	0	77	23	0	0	0	0	0	0	
549	**	ROADWAY ELECTRIC LLC, Phoenix, Ariz. 549	E	17.7	9.0	0	0	0	0	0	0	100	0	0	
550	557	LOUISIANA CHEMICAL DISMANTLING CO., Kenner, La.	D	17.6	18.2	0	0	0	0	0	100	0	0	0	

FOOTNOTES: 502 = MARBLE, TILE AND STONE; 504 = INSULATION AND FIREPROOFING; 508 = REMEDIATION; 513 = SPRAY-APPLIED FIREPROOFING AND LIGHTWEIGHT CONCRETE ROOF DECKS; 515 = FLOORING; 526 = PIPING AND OVERHEAD DOOR; 528 = PLASTERING AND DRYPWALL; 529 = FIREPROOFING, FIRE STOPPING, CLEANING, MISC.; 532 = HEAVY CIVIL; 537 = CAULKING AND WATERPROOFING; 541 = GENERAL CONTRACTING; 544 = DREDGING (46.2%), MARINE CONSTRUCTION (51.8%); 547 = ROOFING; 549 = ROADWAY SIGNING;

BUESING CORP. is one of 15 Top 600 firms based in Phoenix, which, along with Houston, serves as the home of the most Top 600 firms.

RANK 2013	RANK 2012	FIRM	FIRM TYPE	2012 REVENUE (\$ MIL)		MARKETS (% OF 2012 REVENUE)									
				TOTAL REVENUE	NEW CONTRACTS	GENERAL BUILDING	MANUFACTURING	POWER	WATER SUPPLY	SEWER / WASTE	INDUS. / PETROLEUM	TRANSPORTATION	HAZARDOUS WASTE	TELECOM	
551	553	VULCAN PAINTERS INC., Bessemer, Ala.	P	17.5	15.5	1	4	27	0	67	1	0	0	0	
552	484	COASTAL ENVIRONMENTAL GROUP INC., Edgewood, N.Y. 552	X/A	17.4	11.8	30	0	0	0	0	0	30	40	0	
553	509	KEARNEY ELECTRIC INC., Phoenix, Ariz.	E	17.4	9.5	35	25	0	0	0	0	0	0	40	
554	547	ARC ABATEMENT, Waco, Texas	A	17.4	21.1	0	0	0	0	0	0	0	100	0	
555	**	ARCTIC SHEET METAL INC., Portland, Ore.	SH	17.3	16.9	70	30	0	0	0	0	0	0	0	
556	458	O.S. INTERIOR SYSTEMS INC., Houston, Texas	W	17.3	17.3	100	0	0	0	0	0	0	0	0	
557	376	ROTONDO WEIRICH ENTERPRISES INC., Lederach, Pa.	C	17.3	11.3	100	0	0	0	0	0	0	0	0	
558	595	ENVIRONMENTAL ASSURANCE CO. INC., Indianapolis, Ind.	A	17.3	18.4	0	0	0	0	0	0	0	100	0	
559	550	GROSS MECHANICAL CONTRACTORS INC., St. Louis, Mo.	M	17.2	18.1	0	25	0	0	0	75	0	0	0	
560	468	CENTURY MECHANICAL CONTRACTORS INC., Fort Worth, Texas	M	17.2	27.9	100	0	0	0	0	0	0	0	0	
561	600	LOS ANGELES AIR CONDITIONING INC., La Verne, Calif.	M	17.2	9.1	100	0	0	0	0	0	0	0	0	
562	588	QUALITY INTERIORS INC., Indianapolis, Ind.	W/P	17.2	20.3	85	0	0	0	0	15	0	0	0	
563	567	EARTH SERVICES & ABATEMENT (ESA) INC., Denver, Colo.	A	17.0	17.0	0	0	0	0	0	0	0	100	0	
564	**	GEORGE E. MASKER INC., Oakland, Calif.	P	17.0	25.4	85	5	0	0	0	0	10	0	0	
565	555	WHEELER ELECTRIC INC., Idaho Falls, Idaho	E	17.0	12.1	43	0	13	0	0	26	14	3	1	
566	569	BREAK THRU ENTERPRISES INC., Lombard, Ill.	D	16.9	19.7	100	0	0	0	0	0	0	0	0	
567	581	INTERSTATE ELECTRICAL CONTRACTORS INC., Wheat Ridge, Colo.	E	16.5	16.5	0	0	100	0	0	0	0	0	0	
568	546	COATINGS UNLIMITED INC., St. Louis, Mo.	P	16.5	8.8	0	20	20	25	0	10	25	0	0	
569	477	DEE BROWN INC., Dallas, Texas	MA	16.2	30.8	100	0	0	0	0	0	0	0	0	
570	538	INSULATION SPECIALTIES INC., Hopewell, Va. 570	O/A	16.2	9.5	7	0	52	0	0	9	0	32	0	
571	564	APEX IMAGING SERVICES, Pomona, Calif.	P/W	16.0	16.0	100	0	0	0	0	0	0	0	0	
572	**	ATLAS EXCAVATING INC., West Lafayette, Ind.	U/X	15.8	6.7	50	0	0	15	35	0	0	0	0	
573	**	MKB CONSTRUCTION INC., Phoenix, Ariz. 573	W	15.8	17.3	99	0	0	0	0	0	0	1	0	
574	**	METAL-WELD SPECIALTIES INC., Peoria, Ariz. 574	O/ST	15.5	15.7	100	0	0	0	0	0	0	0	0	
575	**	JABEZ CONSTRUCTION/ST FABRICATION, Federal Way, Wash. 575	ST	15.5	15.5	40	10	10	0	0	0	40	0	0	
576	543	IMS MASONRY INC., Lindon, Utah	MA	15.3	NA	99	0	0	0	0	1	0	0	0	
577	**	CONCRETE CUTTING & BREAKING CO., Grand Rapids, Mich.	D	15.3	15.3	5	5	0	5	5	20	60	0	0	
578	**	RKS PLUMBING & MECHANICAL INC., Phoenix, Ariz.	M	15.2	9.4	75	0	0	0	25	0	0	0	0	
579	549	HAMLIN ROOFING CO. INC., Garner, N.C.	R	15.1	14.4	100	0	0	0	0	0	0	0	0	
580	598	VW FOUNDATION DRILLING LTD., Houston, Texas 580	X	15.0	21.0	5	0	0	0	0	0	95	0	0	
581	563	ABSCOPE ENVIRONMENTAL INC., Canastota, N.Y. 581	O/A	15.0	9.0	15	10	25	0	0	20	5	25	0	
582	523	A & B MECHANICAL CONTRACTORS INC., Salt Lake City, Utah	M	14.8	13.3	100	0	0	0	0	0	0	0	0	
583	**	THE ROOF DEPOT LLC, Atlanta, Ga.	R	14.7	20.0	100	0	0	0	0	0	0	0	0	
584	574	LAYDON INDUSTRIES LLC, New Haven, Conn.	U/X	14.7	9.8	0	0	0	15	20	0	60	0	5	
585	571	INTERIOR TECHNOLOGY INC., Portland, Ore. 585	O	14.6	13.5	85	0	0	0	0	15	0	0	0	
586	**	CENTERLINE UTILITIES INC., Palm City, Fla.	U	14.4	14.4	0	0	0	33	67	0	0	0	0	
587	**	DONALDSON TRADITIONAL INTERIORS, Huntington Station, N.Y. 587	W	14.3	11.8	95	0	0	0	0	0	5	0	0	
588	544	ENVIRONMENTAL HOLDINGS GROUP LLC, Morrisville, N.C.	A	14.0	17.0	20	0	10	0	0	15	0	55	0	
589	575	L.M. SESSLER EXCAVATING & WRECKING INC., Waterloo, N.Y.	D	13.8	9.0	20	10	0	0	0	0	70	0	0	
590	**	SPECTRUM MECHANICAL & SERVICE CONTRACTORS LLC, Gilbert, Ariz.	M	13.4	12.0	100	0	0	0	0	0	0	0	0	
591	**	CMW INC., Wichita, Kan.	M	13.2	14.5	82	4	0	0	6	8	0	0	0	
592	580	B&B ELECTRICAL CONTRACTORS INC., Iron Mountain, Mich.	E	13.0	16.0	2	0	5	0	0	90	0	0	0	
593	576	INTERNATIONAL ASBESTOS REMOVAL INC., Woodside, N.Y.	M/A	13.0	9.7	30	0	0	0	5	0	10	50	0	
594	578	IACOBONI SITE SPECIALISTS INC., Baltimore, Md. 594	U/X	13.0	12.2	100	0	0	0	0	0	0	0	0	
595	**	BUILDERS PLUS INC., Boynton Beach, Fla. 595	O	12.8	17.2	100	0	0	0	0	0	0	0	0	
596	**	GENERAL SHEET METAL WORKS INC., Clackamas, Ore.	M/SH	12.3	16.8	73	15	0	2	0	10	0	0	0	
597	**	HELICAL DRILLING INC., Braintree, Mass. 597	O/X	12.3	12.0	80	0	5	5	0	0	5	0	5	
598	561	ALLSTATE TOWER INC., Henderson, Ky.	ST/X/D	12.2	13.1	0	0	25	0	0	25	0	0	50	
599	**	HEWITT YOUNG ELECTRIC LLC, Rochester, N.Y.	E	12.0	17.0	75	5	0	5	0	5	5	0	5	
600	**	MID ATLANTIC MECHANICAL, Broomall, Pa.	M	12.0	9.5	95	0	0	0	5	0	0	0	0	

FOOTNOTES: 552 = TRANSPORTATION AND DISPOSAL, EMERGENCY RESPONSE; 570 = INSULATION AND SCAFFOLD; 573 = PLASTER; 574 = STEEL FABRICATION; 575 = GC; 580 = DRILL PIERCE; 581 = SOIL REMEDIATION; 585 = DESIGN SOLUTIONS; FIRE, DAY LIGHTING, ACOUSTICS; 587 = PLASTER; 594 = PAVING; 595 = TILT UP; 597 = GROUND IMPROVEMENT AND GEOTECHNICAL CONDITIONING.

Where to find the Top 600

FIRM	RANK	FIRM	RANK	FIRM	RANK	FIRM	RANK
A							
A & B Mechanical Contractors Inc.	582	BAMCO Inc.	477	Ceco Construction Group	40	Demolition & Asbestos Removal Inc.	516
A & R Mechanical Contractors Inc.	314	Barnes & Dodge Inc.	438	Centerline Utilities Inc.	586	J Derenzo Co.	212
AAC Contracting Inc.	529	Barnhart Crane & Rigging Co.	45	CentiMark Corp.	22	Desert Mechanical Inc.	416
Abscope Environmental Inc.	581	Basden Steel Corp.	323	Central Ceilings Inc.	406	Design Electric Inc.	408
A-C Electric Co.	329	Bauer Foundation Corp.	266	CMW Inc.	591	DGC Capital Contracting	332
Acco Engineered Systems Inc.	17	Bayside Interiors Inc.	319	Century Concrete	280	The DiGesare Group	362
Ace Electric Inc.	472	Beacon Piping Co.	535	Century Mechanical Contractors Inc.	560	Diversified Utility Services Inc.	246
Acousti Engineering Co. of FL	113	Beard Construction Group LLC	389	Century Steel Erectors	369	Donaldson Traditional Interiors	587
Acoustic Ceiling and Partition Co.	410	The Beaver Excavating Co.	94	Chapel Electric Co. LLC	141	Douglass Colony Group	294
ACS System Associates	483	Beckstrom Electric	488	Cherry Cos.	207	Drill Tech Drilling & Shoring Inc.	262
Action Electrical & Mechanical Contractors	373	The Beldon Group	264	W.A. Chester LLC	198	DS&D	346
Adams & Smith Inc.	525	Bergelectric Corp.	24	Circle B Construction	490	Ducci Electrical Contractors Inc.	206
AdvanceTEC LLC	459	Berger Engineering Co.	351	The Circle Group	412	E.M. Duggan Inc.	161
Aevenia	287	Berkel & Co. Contractors Inc.	87	Clean Earth Inc.	153	Dunbar Mechanical Inc.	233
J. F. Ahern Co.	78	Bermudez, Longo, Diaz-Masso LLC	149	Cleveland Cement Contractors Inc.	278	Dunkin & Bush Inc.	348
Ajay Glass & Mirror Co. Inc.	481	Best Contracting Services Inc.	180	Cleveland Electric Co.	157	Durr Heavy Construction	382
Alakai Mechanical Corp.	272	BHW Sheet Metal Co.	546	Coastal Environmental Group Inc.	552	Durr Mechanical Construction Inc.	174
Aldridge Electric Inc.	35	Bierlein	209	The Coastal Group	134	DynaTen Corp.	256
All State Construction Inc.	468	Bigge Crane and Rigging	105	Coatings Unlimited Inc.	568	E	
H. R. Allen Inc.	414	Birdair Inc.	224	Cochran Inc.	162	E Light Electric Services Inc.	358
Alliance Glazing Technologies	411	Frank M. Booth Inc.	347	Coffman Excavation Inc.	366	Earth Services & Abatement (ESA) Inc.	563
All-South Subcontractors Inc.	513	E.S. Boulos Co.	196	Leland Collier Electric Co.	499	EAS Contracting LP	447
Allstate Tower Inc.	598	Boyett Construction Inc.	417	Collins Electrical Co. Inc.	187	Edgerton Contractors Inc.	295
Alterman	186	Brand Energy & Infrastructure Services Inc.	4	Comfort Systems USA Inc.	7	Egan Co.	82
American Construction Co. Inc.	544	Brandenburg Industrial Service Co.	85	Commercial Roofers Inc.	498	Ehret Inc.	520
American Technologies Inc.	156	Brandt	42	Commonwealth Electric Co. of the Midwest	210	E-J Electric Installation Co.	43
Apex Imaging Services	571	Break Thru Enterprises Inc.	566	ComNet Communications LLC	253	EiDeCo Inc.	336
APG Electric Inc.	445	Briggs Electric Inc.	458	Comprehensive Energy Services Inc.	545	Electrical Construction Co.	103
API Group Inc.	5	Broadway Electric Inc.	399	Concrete Cutting & Breaking Co.	577	Davis H. Elliot Co. Inc.	70
Apollo Mechanical Contractors	77	The Brock Group	6	Condon-Johnson & Associates	208	EMCOR Group Inc.	1
ARC Abatement	554	Dee Brown Inc.	569	Concrete Strategies LLC	216	Enclos	95
Architectural Wall Systems Co.	317	Bruce & Merrilees Electric Co.	309	Concrete Structures of the Midwest Inc.	383	Energy Services Holding LLC	44
Arctic Sheet Metal Inc.	555	Bryant-Durham Electric Co. Inc.	352	Continental Electrical Construction Co.	168	Enterprise Properties Inc.	312
Ardent Services LLC	120	Buckner Cos.	218	Dee Cramer Inc.	393	Environmental Assurance Co. Inc.	558
Area Erectors Inc.	476	Buesing Corp.	464	Critchfield Mechanical Inc.	96	Environmental Holdings Group LLC	588
Ascher Brothers Co. Inc.	420	Builders Plus Inc.	595	Crockett Facilities Services	456	Environmental Remediation Services Inc.	370
Aschinger Electric Co.	418	Building Service Inc.	515	Crown Corr Inc.	184	ERMCO Inc.	150
Associated Mechanical Contractors Inc.	446	Buist Electric	327	Crowther Roofing & Sheet Metal of FL Inc.	379	Ershigs Inc.	304
Associated Mechanical Contractors Inc.	470	The Bulldog Group, Inc	372	CSE Inc.	509	Evans Roofing Co. Inc.	449
Atlas Excavating Inc.	572	Burns & Scalco Roofing Co. Inc.	404	CSI Electrical Contractors Inc.	165	EverGreene Architectural Arts Inc.	442
ATS Drilling Inc.	500	C		Gullum Mechanical Construction Inc.	400	F	
Avalotis Corp.	316	Cache Valley Electric Co.	60	Cummings Electrical	121	Faith Technologies Inc.	59
AZCO Inc.	125	CAID Industries Inc.	356	Cupertino Electric Inc.	19	The Farfield Co.	269
B							
B&B Electrical Contractors Inc.	592	California Drywall Co.	226	D		Faulconer Construction Co. Inc.	249
Baker Concrete Construction Inc.	14	John J. Campbell Roofing	426	D&F Industries Inc.	527	Fenton	517
Baker Electric Inc.	244	J.C. Cannistraro LLC	116	Daley's Drywall	308	FERGUSON	349
Baker Group	201	Cannon & Wendt Electric Co. Inc.	324	Dalmatian Fire Inc.	381	Feyen Zylstra LLC	355
Baker Roofing Co.	106	Cantera Concrete Co. LLC	475	John W. Danforth Co.	99	Finfrock Industries	463
R. Baker & Son All Industrial Services	543	Capform Inc.	132	Danny's Construction Co. Inc.	489	Fischbach & Moore Electric Group LLC	495
BakerTriangle	172	Albin Carlson & Co.	364	M.C. Dean Inc.	18	Fisk Electric Co.	58
		Casey Industrial	258	Del Monte Electric	542	Flagger Force Traffic Control Services LLC	409
		Castle Contracting LLC	429	A.C. Dellorvade Inc.	248	Fly & Form Inc.	413
		CEC Electrical Inc.	306	Delta Diversified Enterprises Inc.	173		

Where to find the Top 600

FIRM	RANK	FIRM	RANK	FIRM	RANK	FIRM	RANK
Foundation Constructors Inc.	219	Edwin L. Heim Co.	254	Kelso-Burnett Co.	235	McKenney's Inc.	73
Fountain Construction Co. Inc.	394	Helical Drilling Inc.	597	KenMor Electric Co. LP	405	McKinney Drilling Co.	129
Freestate Electrical Service Co.	144	Helix Electric Inc.	36	Kent Cos.	236	McKinstry	20
Fresh Meadow Mechanical Corp.	169	Heller Electric Co. Inc.	448	KHS&S Contractors	56	MCM Management Corp.	179
Frischhertz Electric Co. Inc.	344	J.B. Henderson Construction Co. Inc.	230	Kimmins Contracting Corp.	337	MDU Construction Services Group Inc.	11
Furmanite Corp.	38	Henkels & McCoy Inc.	8	Kinetic Holdings GmbH	63	Mechanical Inc.	145
G		HEPACO LLC	325	King of Texas Roofing Co. LP	441	Meisner Electric Inc.	367
Gaines and Co.	402	Hermanson Co. LLP	265	Koontz Electric Co. Inc.	360	Adrian L. Merton Inc.	439
Thomas G. Gallagher Inc.	252	Hewitt Young Electric LLC	599	Kovach Inc.	390	Metal-Weld Specialties Inc.	574
Gamma Windows and Walls International Inc.	392	The Hill Group	67	KPost Co.	377	Mid Atlantic Mechanical	600
Gardner Zemke Co.	450	HIS Constructors Inc.	461	KSW Mechanical Services Inc.	191	Midasco LLC	281
Gate Precast Co.	142	The Holbrook Co. Inc.	534	L		Mid-City Electric Co.	330
Gaylor Inc.	128	Holland Roofing	255	L.P.R. Construction Co.	237	Midstate Mechanical Inc.	242
General Sheet Metal Works Inc.	596	Hoover Construction Co.	532	Lake Erie Electric Cos.	158	Midwest Service Group	504
Geo-Solutions Inc.	203	Hunt Electric Corp.	62	Largo Concrete Inc.	124	Midwest Steel Co. Inc.	485
Gerdau Reinforcing Steel (Pacific Coast Steel)	50	Hussung Mechanical Contractors Inc.	204	Latite Roofing & Sheet Metal Co.	307	Midwest Steel Inc.	104
Gill-Simpson Inc.	146	I		Laydon Industries LLC	584	Miller Bonded Inc.	384
Giroux Glass Inc.	501	Iacoboni Site Specialists Inc.	594	Lee Co.	164	Miller Druck Specialty Contracting Inc.	502
Richard Goettle Inc.	240	icon Mechanical Construction & Engineering LLC	387	Legacy Mechanical Inc.	510	Miller Electric Co.	51
Goodman Decorating Co.	491	IHP Industrial Inc.	430	Dorvin D. Leis Co. Inc.	189	Miller Insulation Co. Inc.	284
Goyette Mechanical Co.	421	IMCOR - Interstate Mechanical Corp.	310	Letsos Co.	175	Miller Pipeline Corp.	41
Graydaze Contracting Inc.	514	IMS Masonry Inc.	576	Limbach Facility Services LLC	48	MKB Construction Inc.	573
Grazzini Brothers & Co.	444	Independence Excavating Inc.	167	Linder and Associates Inc.	427	MMC Contractors	57
Great Lakes Plumbing & Heating Co.	282	Inglett & Stubbs LLC	136	CA Lindman Cos.	380	MMR Group Inc.	16
John E. Green Co.	47	Ingllett & Stubbs LLC	136	Long Painting Co.	496	Mobley Industrial Services Inc.	213
Greenberry Industrial	93	Insulation Specialties Inc.	570	Los Angeles Air Conditioning Inc.	561	Mona Electric Group Inc.	183
Greenstar Services Corp.	15	Integrated Electrical Services Inc.	25	Louisiana Chemical Dismantling Co.	550	R.T. Moore Co. Inc.	401
Greenwood Industries Inc.	313	Interior Technology Inc.	585	Ludvik Electric Co.	123	Rex Moore Electrical Contractors & Engrs.	194
Gregg Electric Inc.	451	International Asbestos Removal Inc.	593	Luse Thermal Technologies LLC	460	Morrow-Meadows Corp.	37
Gregory Electric Co. Inc.	338	International Chimney Corp.	403	LVI Services Inc.	28	Morse Electric	114
Gribbins Insulation Co. Inc.	371	Interstate Electrical Contractors Inc.	567	M		Motor City Electric Co.	88
Griffin Dewatering Corp.	474	Interstates Cos.	166	M&D Mechanical Contractors Inc.	415	Murphy Co. Mechanical Contractors & Engineers	68
D.H. Griffin Wrecking Co. Inc.	107	Intex Electrical Contractors Inc.	497	Magnus Pacific Corp.	270	Murray Co. Mechanical Contractors	81
Wayne J. Griffin Electric Inc.	46	Intren Inc.	90	Malcolm Drilling Co. Inc.	71	Muth Electric Inc.	243
Gross Mechanical Contractors Inc.	559	Irex Contracting Group	76	Manafort Brothers Inc.	91	MYR Group Inc.	10
Group Builders Inc.	350	ISC	75	B.T. Mancini Co. Inc.	298	N	
Grunau Co.	188	ISEC Inc.	61	W.D. Manor Mechanical Contractors Inc.	484	Nabco Mechanical & Electrical Inc.	466
GSL Electric	263	Ivey Mechanical Co.	131	Marina Landscape Inc.	271	NASDI LLC	170
J		J		Markham Contracting Co. Inc.	361	Nashville Machine Co. Inc.	245
Guarantee Electrical Co.	130	J & S Mechanical Contractors Inc.	345	Marr Scaffolding Co.	487	National Construction Enterprises Inc.	185
W.B. Guimarin & Co.	478	Jabez Construction/ST Fabrication	575	George E. Masker Inc.	564	National Enclosure Co. LLC	342
H		Charles E. Jarrell Contracting Inc.	286	Masonry Arts Inc.	521	National Steel City LLC	279
HACI Mechanical Contractors Inc.	339	JMEG LP	127	MasTec Inc.	3	Nations Roof LLC	181
Haley-Greer Inc.	397	Johnson & Jordan Inc.	359	Matco Electric Corp.	217	NCM	72
Hamlin Roofing Co. Inc.	579	Johnson-Davis Inc.	462	Mayers Electric Co. Inc.	428	Network Infrastructure Inc.	374
Harder Mechanical Contractors Inc.	32	Joslin Construction	479	MBR Construction Services Inc.	315	New River Electrical Corp.	108
Hardrock Concrete Placement Co. Inc.	530	B. Frank Joy	440	McCarl's Inc.	122	Newkirk Electric	223
Hardy Corp.	320	K		G.M. McCrossin Inc.	239	The Newton Group LLC	27
Hargrove Electric Co. Inc.	538	K2 Industrial Services Inc.	111	McDade-Woodcock Inc.	331	D.W. Nicholson Corp.	526
Harmon Inc.	92	Kalkreuth Roofing & Sheet Metal Inc.	193	O.C. McDonald Co. Inc.	435	Nooter Construction Co.	29
Harris Cos.	69	Karas & Karas Glass Co. Inc.	321	McGee Brothers Co. Inc.	275	North American Dismantling Corp.	492
Hartman Walsh Industrial	419	Kearney Electric Inc.	553	McHugh Concrete Construction	148	Northeast Remsko Construction Inc.	154
Hatzel & Buehler Inc.	74	JH Kelly LLC	52			Northland Concrete & Masonry Co. LLC	318
Hayward Baker Inc. (a Keller Co.)	23						

Where to find the Top 600

FIRM	RANK	FIRM	RANK	FIRM	RANK	FIRM	RANK
O		W.A. Rasic Construction Co. Inc.	163	Sprig Electric	118	Universal Builders Supply Inc.	234
O.S. Interior Systems Inc.	556	The Raymond Group	176	Standard Drywall Inc.	119	University Mechanical Contractors Inc.	195
O'Connell Electric Co. Inc.	147	Ready Electric Co. Inc.	357	Stark Excavating Inc.	199	Utility Contractors Inc. (UCI)	297
Ohio Valley Electrical Services LLC	524	Redwood Electric Group Inc.	53	The State Group	55	V	
Oil Capital Electric	197	A.O. Reed & Co.	155	SteelFab Inc.	39	Van Ert Electric Co. Inc.	260
Oklahoma Electrical Supply Co.	267	Remedial Construction Services LP	126	Steiny and Co. Inc.	232	Vaughn Industries LLC	152
Old North State Masonry LLC	506	RGB Mechanical Contractors Inc.	540	Structural Group	34	VEC Inc.	182
Omega Demolition Corp.	391	RHP Mechanical Systems	486	Sullivan & McLaughlin Cos. Inc.	138	Vee-Jay Cement Contracting Co. Inc.	221
Orndorff & Spaid Inc.	407	RK Mechanical Inc.	109	Sun Valley Masonry Inc.	452	Veit & Co. Inc.	102
O'Rourke Wrecking Co.	473	RKS Plumbing & Mechanical Inc.	578	Suntec Concrete Inc.	140	Vellutini Corp. dba Royal Electric Co.	396
P		Roadway Electric LLC	549	Sunwest Electric Inc.	385	Vidimos Inc.	512
P1 Group Inc.	100	The Roberts Co.	115	Superior Air Handling	311	VSC Fire & Security Inc.	171
Pacific Rim Mechanical Contractors Inc.	151	Rogers Electric	143	Superior Rigging & Erecting Co. Inc.	443	Vulcan Painters Inc.	551
PAL Environmental Services	225	The Roof Depot LLC	583	Sure Steel Inc.	283	W	
Panelized Structures Inc.	335	Roof Diagnostics Solar	431	Swanson & Youngdale Inc.	388	W & W Glass LLC	200
Parsons Electric	98	Roofing Solutions	522	H.T. Sweeney & Son Inc.	436	E.S. Wagner Co.	135
Patriot Erectors Inc.	507	Rosendin Electric	12	Systems Contracting Corp.	328	Waldrop Mechanical Services	453
PayneCrest Electric	222	Rotondo Weirich Enterprises Inc.	557	T		Walker Engineering Inc.	86
Penhall Co.	80	Ruttura & Sons Construction Co. Inc.	227	T.A.S. Commercial Concrete Construction LLC	110	Walters & Wolf	83
T.B. Penick & Sons Inc.	178	Ryan Inc. Central	214	Tariton and Son Inc.	432	C.P. Ward Inc.	433
John A. Penney Co. Inc.	340	S		Taylor Electric Inc.	326	R.W. Warner Inc.	257
Peoples Electrical Co. Inc.	518	S&F Concrete Contractors Inc.	133	TDIndustries	30	Wayne Automatic Fire Sprinklers Inc.	289
Performance Contracting Group Inc.	13	Sachs Electric Co.	66	Team Fishel	49	Wayne Brothers Inc.	250
PerLEctric Inc.	376	Safway Group	9	Techno Coatings Inc.	291	Wayne's Roofing Inc.	519
Phillips Bros. Electrical Contractors Inc.	354	Saratoga Roofing & Construction	437	Tecta America Corp.	31	Weifield Group Contracting	536
PIC Group Inc.	261	Sarens North America	353	TEC Industrial	241	West Valley Construction Co. Inc.	202
Piedmont Mechanical Inc.	548	Sargent Electric Co.	79	Terra Millennium Corp.	65	Western Construction Group	101
Pierce Associates Inc.	220	Sauer Holdings Inc.	137	Texas Scenic Co.	465	Wheeler Electric Inc.	565
The PIPCO Cos. Ltd.	334	Brent Scarbrough & Co.	290	Thomarios	541	White Electrical Construction Co.	363
Piping & Equipment Co. Inc.	303	Schlouch Inc.	343	Thomas Co. Inc.	322	TJ Wies Contracting Inc.	423
Pittsburg Tank and Tower Co. Inc.	395	Schreiber Roofing	299	Thomas Industrial Coatings Inc.	296	The Williams Group	160
Plateau Excavation Inc.	177	Schuff International Inc.	26	FD Thomas Inc.	302	Wilson Electric Services Corp.	228
The Pool Co. Inc.	471	SDB Inc.	274	Thompson Electric Co.	378	Winter Environmental, div. of Winter Constr. Co.	508
Port Morris Tile & Marble Corp.	247	Seedorff Masonry Inc.	375	Jerry Thompson & Sons Painting Inc.	480	The Witmer Group	537
Power Piping Co.	454	Seretta Construction Inc.	368	Thorne Associates Inc.	424	Wolverine Fire Protection Co.	455
Poynter Sheet Metal	305	Service Painting of Florida	493	Titan Contracting/Horn Industrial Services	117	Woodland Construction Co. Inc.	539
Precision Concrete Construction Inc.	293	L.M. Sessler Excavating & Wrecking Inc.	589	W.G. Tomko Inc.	211	Worth & Co. Inc.	139
Precision Environmental Co.	333	Shaft Drillers International LLC	64	TOPCOR Cos. LLC	231	Wrigley Mechanical Inc.	505
Precision Walls Inc.	159	Shapiro & Duncan Inc.	205	Total Facility Solutions	112	WW Foundation Drilling Ltd.	580
Premier Electrical Corp.	341	Sharlen Electric Co.	503	Tower Glass Inc.	288	Wyatt Inc.	273
Prism Electric Inc.	190	Shaw Electric Co.	301	Traffic Control Devices Inc.	277	Y	
Prism Response Inc.	511	Shelley Electric Inc.	482	Tri City Electric Co. of Iowa	215	Yearout Mechanical Inc.	285
Pyramid Masonry Contractors Inc.	531	Shields Inc.	528	Tri-City Electrical Contractors Inc.	192	Young Plumbing & Heating	434
Q		The Shockey Precast Group	300	The Tri-M Group LLC	229	YTG LLC	97
Quality Interiors Inc.	562	Shoreline Foundation Inc.	457	Tri-State Drilling Inc.	276		
Quanta Services Inc.	2	Sierra Detention Systems Inc.	398	Truesdell Corp.	425		
Quinco Electrical Inc.	89	Sierra Pacific West Inc.	469	The Truland Group Inc.	21		
R		SME Steel Contractors Inc.	84	U			
Rachel Contracting Inc.	268	John J. Smith Masonry Co.	523	U.S. Engineering Co.	54		
RAM Acoustical Corp.	533	Southern Contracting Co.	365	United Forming Inc.	292		
J. Ranck Electric Inc.	238	Southland Industries	33	United Group Services	259		
		Sowles Co.	386	United Riggers & Erectors Inc.	422		
		Spacecon Specialty Contractors LLC	467				
		Specialty Finishes Inc.	494				
		Spectrum Mechanical & Service Contractors LLC	590				
		Spray Systems of Arizona Inc.	547				